

North East Fife Area Committee

JP Court Room, County Buildings, Cupar

Wednesday, 28 February 2024 - 9.30 a.m.



AGENDA

Page Nos.

1. **APOLOGIES FOR ABSENCE**
2. **DECLARATIONS OF INTEREST** – In terms of Section 5 of the Code of Conduct, members of the Committee are asked to declare any interest in particular items on the agenda and the nature of the interest(s) at this stage.
3. **DEPUTATION - ST ANDREWS ENVIRONMENTAL NETWORK: RANGE OF SERVICES PROVIDED IN NORTH EAST FIFE**
4. **MINUTE** – Minute of meeting of the North East Fife Area Committee of 6 December 2023. 3 – 7
5. **HEALTH & SOCIAL CARE LOCALITY PLANNING – NORTH EAST FIFE** – Report by the Service Manager Localities and Community Led Support. 8 – 14
6. **COMMUNITY RECOVERY FUND - HUMANUTOPIA** – Report by the Head of Communities and Neighbourhoods Service. 15 – 17
7. **COMMON GOOD AND SETTLEMENT TRUST FUNDS ANNUAL REPORT 2022-2023** – Report by the Executive Director, Finance & Corporate Services. 18 – 38
8. **PROPOSED WAITING PROHIBITION: KIRKGATE, CUPAR** – Report by the Head of Roads & Transportation Services. 39 – 41
9. **AREA ROADS PROGRAMME 2024-25** – Report by the Head of Roads & Transportation Services. 42 – 52
10. **FIFE LOCAL AREA ECONOMIC PROFILES 2022-23** – Report by the Head of Business & Employability. 53 – 89
11. **NORTH EAST FIFE AREA COMMITTEE FORWARD WORK PLAN** – Report by the Executive Director, Finance & Corporate Services. 90 – 95

Members are reminded that should they have queries on the detail of a report they should, where possible, contact the report authors in advance of the meeting to seek clarification.

Lindsay Thomson
Head of Legal and Democratic Services
Finance and Corporate Services

Fife House
North Street
Glenrothes
Fife, KY7 5LT

21 February 2024

If telephoning, please ask for:

Diane Barnet, Committee Officer, Fife House 06 (Main Building)

Telephone: 03451 555555, ext. 442334; email: Diane.Barnet@fife.gov.uk

Agendas and papers for all Committee meetings can be accessed on
www.fife.gov.uk/committees

BLENDED MEETING NOTICE

This is a formal meeting of the Committee and the required standards of behaviour and discussion are the same as in a face to face meeting. Unless otherwise agreed, Standing Orders will apply to the proceedings and the terms of the Councillors' Code of Conduct will apply in the normal way

For those members who have joined the meeting remotely, if they need to leave the meeting for any reason, they should use the Meeting Chat to advise of this. If a member loses their connection during the meeting, they should make every effort to rejoin the meeting but, if this is not possible, the Committee Officer will note their absence for the remainder of the meeting. If a member must leave the meeting due to a declaration of interest, they should remain out of the meeting until invited back in by the Committee Officer.

If a member wishes to ask a question, speak on any item or move a motion or amendment, they should indicate this by raising their hand at the appropriate time and will then be invited to speak. Those joining remotely should use the "Raise hand" function in Teams.

All decisions taken during this meeting, will be done so by means of a Roll Call vote.

Where items are for noting or where there has been no dissent or contrary view expressed during any debate, either verbally or by the member indicating they wish to speak, the Convener will assume the matter has been agreed.

There will be a short break in proceedings after approximately 90 minutes.

Members joining remotely are reminded to have cameras switched on during meetings and mute microphones when not speaking. During any breaks or adjournments please switch cameras off.

THE FIFE COUNCIL - NORTH EAST FIFE AREA COMMITTEE – BLENDED MEETING

JP Court Room, County Buildings, Cupar

6 December 2023

9.30 am – 12.40 pm

PRESENT: Councillors Jonny Tepp (Convener), John Caffrey, Al Clark, Sean Dillon, Alycia Hayes, Stefan Hoggan-Radu, Gary Holt, Margaret Kennedy, Louise Kennedy-Dalby, Allan Knox, Robin Lawson, Jane Ann Liston, Donald Lothian, David MacDiarmid and Ann Verner.

ATTENDING: David Paterson, Community Manager, Vicky Wilson, Area Community Development Team Manager, Community Development Team (North East Fife), Kevin O’Kane, Greenspace Partnership Officer, Communities & Neighbourhoods Service; Scott Clelland, Service Manager - Parks Streets & Open Spaces, Colin Davidson, Team Manager, Grounds Maintenance Service, Sandy Anderson, Service Manager (Domestic Waste and Street Cleansing), Waste Operations, Environment & Building Services; Lesley Craig, Lead Consultant, Traffic Management, Nigel Hampton, Technician Engineer, Traffic Management, Roads & Transportation Services; Alan Paul, Head of Property Services; and Diane Barnet, Committee Officer, Finance & Corporate Services.

ALSO IN ATTENDANCE: Mr Bill Pagan, Chair, Mrs Anja Armstrong, Development Officer and Mr Tony Miklinski, Board Member, Cupar Development Trust (for item 109.)

APOLOGY FOR ABSENCE Councillor Fiona Corps.

108. DECLARATIONS OF INTEREST

No declarations of interest were submitted in terms of Standing Order No 22.

109. DEPUTATION BY CUPAR DEVELOPMENT TRUST ON BELL BAXTER CATCHMENT AREA.

The Convener agreed, in terms of Standing Order No 12.0, that representatives from the organisation 'Cupar Development Trust' (CDT) be permitted to address the meeting relating to their Cupar and Country Community Action Plan priority outcomes. Of their 16 priority outcomes, four specific priority outcomes were highlighted: Options in Life – conversion of former TSB on Cupar Crossgate; New Recycling Centre for Cupar; Museum and Arts Hub – former Watts Building – Cupar; and Active travel routes in Cupar.

Members then asked a number of questions which were answered.

2023 NEFAC 41

The Convener, on behalf of the committee, thanked CDT for their detailed presentation and commented that the committee recognised and shared CDT's aspirations for Cupar. The committee acknowledged that the excellent work by CDT and partners would facilitate conversations with Council officers in exploring potential next steps.

110. MINUTE

The committee considered the minute of the meeting of the North East Fife Area Committee of 16 August 2023.

Decision

The committee agreed to approve the minute.

111. APPLICATION FOR FUNDING FROM CRAIL COMMON GOOD FUND - CRAIL COMMUNITY PARTNERSHIP

The committee considered a report by the Head of Communities and Neighbourhoods Service seeking approval of grant funding from the Crail Common Good Fund to Crail Community Partnership - for the sum of £96,000 towards the costs of staff for three years from April 2024 to March 2027.

Decision

The committee approved the application for funding from Crail Community Partnership for the sum of £96,000, from the Crail Common Good Fund, towards the costs of staff for three years from April 2024 to March 2027.

112. PLAY SPACES CATEGORISATION – NORTH EAST FIFE AREA

The committee considered a report by the Head of Communities and Neighbourhoods Service seeking approval of the Play Spaces Categorisation for the North East Fife Area to create better quality and more inclusive play spaces.

Decision

The committee:-

- (1) approved the play spaces categorisation for the North East Fife Area; and
- (2) noted that an implementation plan would be produced.

113. DOMESTIC WASTE, STREET CLEANSING AND GROUNDS MAINTENANCE SERVICE - ANNUAL REVIEW 2022-23

The committee considered a report by the Head of Environment and Building Services relating to the performance of the Grounds Maintenance and Domestic Waste and Street Cleansing Services in 2022-23.

Decision

The committee noted:-

- (1) the continued improved performance in grounds maintenance, domestic waste collection and street cleansing services in 2023;
- (2) the plans to deliver local priorities and help communities shape their environment; and
- (3) acknowledged that the Service would arrange a member workshop relating to the delivery of local priorities, at a future date to be advised.

Councillor Lothian left the meeting during consideration of the above item.

The committee adjourned at 11.40 am and reconvened at 11.50 am.

114. ST ANDREWS - SPEED LIMIT ALTERATIONS

The committee considered a report by the Head of Roads and Transportation Services relating to proposals for the expansion of the 20mph speed limit to cover the remaining urban 30mph speed limit roads and introduction of appropriate 40mph speed reductions on rural approach roads.

Decision

The committee, in the interests of traffic management and road safety:-

- (1) agreed to the promotion of a Traffic Regulation Order (TRO) to introduce the restrictions detailed in drawings TRO23_48/1-8 (Appendices 1 - 8) and schedule (Appendix 9) with all ancillary procedures; and
- (2) authorised officers to confirm the TRO within a reasonable period unless there were objections.

115. CRAIGROTHIE – SPEED LIMIT AMENDMENTS AND TRAFFIC CALMING

The committee considered a report by the Head of Roads and Transportation Services relating to proposals for the introduction of a 20mph speed limit on the A916 and B939 through Craigrothie with 40mph buffer zones on the A916 approaches as part of an approved Area Roads Programme project. Appropriate traffic calming was also included.

Decision

The committee, in the interests of traffic management and road safety:-

- (1) agreed to the promotion of a Traffic Regulation Order (TRO) to introduce the speed limits detailed in drawings TRO23_51/1-2 (Appendices 1 & 2) with all ancillary procedures;

2023 NEFAC 43

- (2) agreed to the promotion of a Road Hump Order (RHO) to introduce speed cushions (subject to consultation with the local community at the design stage) and a raised table as detailed in drawings nos. TRO23_51/3-6 (Appendices 3-6), with all ancillary procedures;
- (3) authorised officers to confirm the TRO and construct the speed humps, as appropriate, within a reasonable period unless there were objections; and
- (4) requested that the Service arrange a member workshop relating to the approach to speed mitigation measures and pillow schemes, at a future date to be advised.

Councillor Caffrey left the meeting following consideration of the above item.

116. **BEREAVEMENT SERVICES CEMETERY STRATEGY**

The committee considered a report by the Head of Property Services relating to Fife Council's legal responsibility to provide and regulate cemeteries and make appropriate provision for the care and disposal of the dead. The importance of cemeteries was acknowledged in the current Programme for Administration which noted the importance of making "sure our cemeteries are safe, well looked after and provide fitting places for remembrance and contemplation."

The report provided information on the outcome of the consultation which took place and the strategy to be implemented moving forward.

Decision

The committee:-

- (1) noted the key points from the consultation exercise; and
- (2) agreed to support the actions moving forward in the Cemetery Strategy 2023 – 2028, as detailed in Appendix 1 of the report.

Councillor Kennedy left the meeting during consideration of the above item.

117. **NORTH EAST FIFE AREA COMMITTEE FORWARD WORK PROGRAMME**

The committee considered a report by the Executive Director, Finance and Corporate Services relating to the workplan for future meetings of the North East Fife Area Committee.

Decision

The committee:-

- (1) noted the workplan and agreed to advise the Convener and Lead Officer of any suggestions for specific areas they would like to see covered in any of the reports;
- (2) as outlined at Paragraph 113 (3) - Domestic Waste, Street Cleansing and Grounds Maintenance Service - member workshop to be arranged relating to the delivery of local priorities, at a future date to be advised; and

2023 NEFAC 44

- (3) as outlined at Paragraph 115 (4) - Craighrothie – Speed Limit Amendments and Traffic Calming - member workshop to be arranged regarding the approach to speed mitigation measures and pillow schemes, at a future date to be advised.

28 February 2024

Agenda Item No. 5

Health & Social Care Locality Planning – North East Fife

Report by: Jennifer Rezendes, Principal Social Work Officer

(Senior Leadership Team Lead for North East Fife H&SCP Locality Planning Group)

Wards Affected: Wards 16,17,18,19 & 20

Purpose

The purpose of this progress report is to provide the Area Committee with an overview of the Health & Social Care Partnership (H&SCP) Locality Planning Outcomes for North East Fife during 2023.

Recommendation

Members are asked to agree that the Health and Social Care Partnership will provide an Annual Report to the committee with updates on locality planning and joint areas of interest between H&SCP and community planning partners.

Resource Implications

There are no specific Resource Implications

Legal & Risk Implications

There are no legal or risk implications arising from this report. All working groups for the Key Priorities within the NEF Locality Action Plan 2023 have a risk register, regularly reviewed by the working groups.

Impact Assessment

An equality (EqIA) Impact Assessment is not required as this is a progress report on the performance of Locality Planning in 2023.

Consultation

Quarterly H&SCP Locality Meetings have been facilitated throughout the year. The wider stakeholder event took place in November which informs priorities for 2024.

1.0 Background

- 1.1 The locality priorities and action plan will deliver on the range of local and national outcomes set in legislation, policy, and strategies. The Public Bodies (Joint Working) (Scotland) Act 2014 (the Act) puts in place the legislative framework to integrate health and social care services in Scotland. Section 29(3)9a) of the Act requires integration authorities to work within localities and in Fife we have established seven locality groups which are aligned to the Fife Council local area committees.
- 1.1.2 Integration is about ensuring those who access health, social work and social care services get the right care and support whatever their needs, at the right time and in the right place with a locality focus on community based preventive care. This report highlights areas of work to improve the support for people living in Fife, within NEF Locality.
- 1.1.3 Localities seek to deliver positive health and wellbeing outcomes for the people of Fife. The overarching goals of localities are to:
 - promote healthy lifestyle choices and self-management of long-term conditions.
 - support people to live healthy, well, independent lives while living in their own home for as long as possible.
 - reducing the number of avoidable emergency admissions to hospital and minimise the time people are delayed in hospital.
 - efficiently and effectively manage resources available to deliver Best Value.
 - support staff to continuously improve information and support and care that they deliver.
 - support unpaid carers, to reduce the impact of their caring role on their own health and wellbeing.
- 1.1.4 The NEF Wider Stakeholder Event held in November 2022 identified the key priorities for each locality for 2023. Key priorities were then developed into a Locality Action Plan. Each Key priority outcome was aligned to one or more of the Integrated Joint Board Priorities:
 - **Local** – A Fife where we will enable people and communities to thrive.
 - **Sustainable** – A Fife where we will ensure services are inclusive and viable.
 - **Wellbeing** – A Fife where we will support early intervention and prevention.
 - **Outcomes** – A Fife where we will promote dignity, equality and independence.
 - **Integration** – A Fife where we will strengthen collaboration and encourage continuous improvement.
- 1.1.5 The NEF Locality Action Plan is aligned with the HSCP Strategic Plan 2023-2026, Plan4Fife and NHS Fife Population Health and Wellbeing Strategy.
- 1.1.6 The NEF Locality Action Plan has identified outcomes, to ensure meaningful improvement is demonstrated and delivered timeously.

2.0 Issues and Options

- 2.1 Following the stakeholder event in 2022, the NEF Locality Group agreed to focus on the priorities below to take forward in 2023:
 - Supporting Mental Health & Wellbeing
 - Supporting Unpaid Carers

- Community Led Support
- Living Well with Long Term Conditions

2.2 Supporting Mental Health & Wellbeing

2.2.1 The Mental Health & Wellbeing in Primary Care and Community Settings (MHWPCCS) Co-production Group was established in 2023. The MHWPCCS group used a co-production approach which places service users and communities at the heart of design and planning. The co-production activity, led by the MHWPCCS project team (comprising representatives from services, equalities officer and members of the Lived Experience team), co-created and implemented a year one co-production engagement plan in three priority localities – Cowdenbeath, Levenmouth and North East Fife - identified through SIMD and rural deprivation data. Roll-out to the remaining four localities is planned in year two. In keeping with the project's ambitions, co-production activity was shaped intentionally to establish the relationships and conditions necessary to enable authentic and non-judgemental participation conducive to eliciting values and insights from experience and informing an ongoing process of learning. Year one co-production activity was set out in four phases:

- Jan - Mar 2023: Create conditions for co-production work.
- Phase 1 Apr - Jun 2023: Discovery Phase
- Phase 2 Jul 2023 – Feb 2024: Define Phase (In Jan 2024 the group were given an extension on the engagement process which changed the timescales refer 2.2.4)
- Phase 3 Feb - Jun 2024: Development Phase
- Phase 4 Jun 2024 – ongoing: Delivery Phase

2.2.2 The MHWPCCS reported progress updates at each phase to the NEF Locality Planning Core Group throughout 2023. The outcome for the MHWPCCS Co-production Group was to engage and design with people who use, deliver and plan services in equal partnership to deliver change.

2.2.3 In June 2023, a Local Engagement Group was established with additional members from the 3rd sector, voluntary organisations, and Health Improvement Scotland (HIS). It was essential that all engagement activities were co-produced to ensure accessibility, appropriateness, and maximum reach through community relationships.

2.2.4 In January 2024 the group were given an extension on the engagement process. The timescales changed as a response to have greater engagement reach and a broader range of representation. This meant that there was extra time to build relationships with under-represented groups and more lived experience. The engagement that was completed took place in the three localities North East Fife, Levenmouth and Cowdenbeath For those who were unable to participate in a group discussion or did not want to complete the questionnaire, one-on-one interviews were undertaken with the same questions as other engagement methods. Over 460 people took part in the engagement.

2.2.5 Following the completion of the engagement an in-depth analysis of responses was conducted identifying nine overarching themes. This report and findings were presented to the MHWPCCS Project Board in January 2024 for approval to continue to next phase, where the co-production team will dedicate their efforts to uncovering valuable insights and emerging themes from the conversations that have been held so far. The team will be able to prioritise insights and develop opportunity statements which will serve as the foundation of engagement for Phase 3. The goal of this phase is to generate innovative ideas for change by leveraging these opportunity statements and collaboratively working

with NEF Locality Core Group to identify opportunities within NEF to support the MHWPCCS Co-production Team.

2.3 Supporting Unpaid Carers

- 2.3.1 A new fund was set up by Fife Health and Social Care Partnership for the benefit of unpaid carers. The Community Chest Fund (CCF) for Fife Carers was launched June 2023 with each of Fife's seven locality areas allocated £50,000. In Fife there are estimated over 47,000 unpaid carers who look after friends or family affected by illness, disability, mental health or addiction. The Community Chest Fund will fund projects set up by local groups or charities to create supportive places for these unpaid carers, develop their sense of belonging and improve their wellbeing. The funding is available to any community group or charity based in Fife, who can apply for £1,000 up to £10,000 per project, for up to two years.
- 2.3.2 The aim of this priority is to provide an increased opportunity for unpaid carers to improve their knowledge and understanding of preventative care and positive choices for their own health & wellbeing. The first round of the Community Chest fund closed on the 31st of July 2023.
- 2.3.3 Ten applications were received for NEF, six of these were successfully funded. A further four applications were received that were Fife wide projects, all benefiting NEF. Details of all funded applications can be found on the Community Chest Fund SWAY link: <https://sway.office.com/38c2FxHkWsFmCyak?ref=Link>
- 2.3.4 The second-round funding closed on the 15th of January 2024 and this priority will continue in 2024.

2.4 Community Led Support – Ageing Population

- 2.4.1 The NEF Locality Planning Core Group reviewed the ageing population priority highlighted at the Stakeholder Event in November 2023, in June 2023. The group reviewed the data showing NEF as highest in Fife / population for delayed discharge beds. In June 2023, the new contracts for Care @ Home provision showed a positive improvement resulting in a reduction of people waiting on packages of care and improvement in delayed discharge for NEF locality. This priority was closed in September 2023 by the NEF Locality Planning Core Group, as the positive improvement reduced the delayed discharge beds for NEF to a manageable level.

2.5 Community Led Support – Collaboration with Community Partners

- 2.5.1 The NEF Locality Action Plan aligns with the NEF Local Community Plan 2023 – 2026. It was agreed to work with partners to improve the quality of life and wellbeing of residents in NEF. Following the review of the Community Plan, the Locality Development Officer, (LDO), Health Promotion and Community NEF Area Policy Officer worked in partnership to:
- Analyse the Hardship Fund applications from NEF that support people attending medical appointments.
 - Analyse the locality health data.
 - Evaluate the data from the 2022/23 bus pass allocation to reduce social isolation.

- 2.5.2 The collaboration ensured the data collected from the 2023/24 bus pass evaluation will be more robust in illustrating the reasons for using the free pass e.g. health appointment / hospital / social / other reasons.
- 2.5.3 The collaboration grew with the addition of the NHS Mental Health Services, allowing the group to now offer travel passes to Mental Health Services for parents and children to reduce the number of “child not brought” DNAs. This data will be included with the 2023/34 travel pass evaluation report.
- 2.5.4 The HSCP Locality Development Officer (LDO) newly appointed in January 2023 has established a great working relationship with the Community Area Policy Officer and Community Partners feeding into and attending the NEF People and Place Groups, offering further collaborations and close working together to ensure the 2024 NEF Locality Action Plan aligns with the Community Plan 2023 – 2026.
- 2.5.5 Collaborative working with Community Planning Partners is key to HSCP Localities working well and will continue to be a huge part of the NEF Locality Action Plan going forward.

2.6 Living Well with Long Term Conditions

- 2.6.1 Following the stakeholder event in 2022, the key priority for NEF was to develop a single point of access for health professionals to refer to community led support in NEF for people living with long term conditions. The outcome was anticipated to provide a simplified landscape for practitioners in NEF, increasing access to informal community-based services and supports for people aged 16 and over experiencing long-term conditions and those important to them.
- 2.6.2 Dr J Fearn, Head of Clinical Health Psychology Service established a multi-agency short life working group (SLWG) to commence a Test of Change (ToC) in the NEF locality agreeing to have The Well as the single point of access (SPOA) for referrals.
- 2.6.3 The ToC commenced for 6 months from May 2023 to October 2023. The Well Link worker was supported with an additional part time psychology assistant to help with the referrals received at the SPOA.
- 2.6.4 The SLWG widely circulated the ToC, referral form and process to all GPs and GP practices, HSCP professionals, community nursing, acute teams within NEF and promoted on HSCP website and NHS Blink and with the NEF GP Cluster Group.
- 2.6.5 The ToC closed at the end of October 2023 and was evaluated in November 2023. The SLWG have an SBAR concluding the evaluation which will be presented to the NEF Locality Group in Feb 2024.

2.7 NEF Wider Stakeholder Event – November 2023

- 2.7.1 This year's Locality Wider stakeholder events took a different approach to the previous year. Lightning talks (*A lightning talk is a very short presentation lasting only a few minutes, typically given at a conference or a similar forum*) were presented on current areas of work and locality groups shared what was happening in other areas. The NEF Locality Wider Stakeholder Event held on Wednesday 15th November 2023 at the St. Monans Town Hall, St. Monans was widely attended and was extended to include local Councillors and Community Councillors from NEF locality.

- 2.7.2 At the event, attendees were asked to discuss and analyse case studies to identify potential themes for 2024.
- 2.7.3 The feedback from the NEF event was then collated and analysed by the Locality Development Officer. The findings will be presented at the locality planning meeting in March 2024.
- 2.7.4 The proposed themes identified for discussion are:
- Accessing Services
 - Communication
 - Training/Upskilling Staff
 - Early Intervention

3.0 Conclusions

- 3.1 The NEF Locality Action Plan for 2023 (Appendix 1) illustrates the successful outcomes achieved as detailed in section 2. The 2024 Delivery Plan will incorporate Phase 2 of actions carried over from 2023, and the new identified priorities from the November 2023 Stakeholder Event.
- 3.2 The Locality Delivery Plan 2024 for the NEF Locality will be reviewed/agreed by the Locality Core Group members at the meeting on 20th March 2024.
- 3.3 The NEF Locality Planning Group has gone from strength to strength in 2023, critical to the success has been the collaborative/systems working together approach. Going forward in 2024 the group members will continue to play a powerful role by applying the insights, experience, and resources to enable local networks, develop robust, productive professional relationships, and improve outcomes for people living in the locality.

List of Appendices

- 1 NEF Locality Action Plan 2023

Report Contact
Jacquie Stringer
Service Manager (Locality/Community Led Support)
Email: Jacquie.Stringer-fc@fife.gov.uk

Appendix 1 NEF Locality Action Plan 2023 (please left click over the action plan, hold the “ctrl” button, and use the mouse roller to enlarge this document)

LOCALITY GROUP: NE FIFE

Document Owner(s): Dr Moontarin Ansar / Maxine Jones / Dr Helen Hellewell / Sharon Gilfillan
 Last Update: 06/10/23

Ref	Key Priority	Action	Responsible	Start Date	End Date	Outcomes (Who, What and How)	Update on Progress	Plans/Strategies Link	Strategic Plan Priorities 2023-2026	What will success look like in (HSCP Strategic Plan)	
1 SUPPORTING MENTAL HEALTH & WELLBEING											
1.1	Support the Mental Health & Wellbeing in Primary Care and Community Settings co-production group	1.1.1 Provide updates to core locality group on the progress of the (No Suggestions) coproduction TOC in NEF locality	H Grubb / S Gilfillan	In Progress	17/04/2023	TBC	Will engage and design with people who use, deliver and plan services in equal partnership to deliver change. A vision for an integrated community-based system which supports mental health and wellbeing, ensures access to the right service, in the right place, at the right time, and enables people to live independent and healthy lives. This will be achieved through a coproduction approach which places service users and communities at the heart of design and planning.	06/10/23: Ongoing for 2024/25 Roadmap for delivery 23/24 Jan - Mar 2023: Create conditions for coproduction work Apr - June 2023: Discovery Phase July - Sept 2023: Define Phase Oct - Dec 2023: Development Phase Jan - Mar 2024: Deliver Phase	MHWPPCS Coproduction Action Plan MNEF Community Local Development Plan - Mental Health / Social Isolation Rural Poverty Development Action Plan	Wellbeing / Local	Mental Health and Well-being multi-agency hubs are set up in each of the seven localities.
2 SUPPORTING UNPAID CARERS											
2.1	Engage and collaborate with stakeholders in NEF locality to identify opportunities to promote and deliver the Community Chest Fund	2.1.1 Establish a SLWG to promote and deliver the Community Chest Fund 2.1.2 Implement CCF guidance 2.1.3 Support unpaid carers during and after the CCF process	S Gilfillan / Working Group	Complete	23/3/23	31/08/2023	Unpaid carers will have increased opportunities through the distribution of the Community Chest Funding	06/10/23: CCF opened on 5th June and closed 31st July 2023. 35 applications received (9 received for NEF locality, 5 successfully approved). Projects funded will be monitored.	Carers Strategy	Sustainable	Increased opportunity for Carers to improve their knowledge and understanding of preventative care and positive choices for their own health & wellbeing.
3 COMMUNITY LED SUPPORT											
3.1	Ageing Population - Priority to be agreed	3.1.1 Group discussion re Ageing Population priority (SLWG) - What is currently shared in NEF regarding ageing well/living well.	Working Group	Complete	25/05/2023	13/09/2023		06/10/23: Propose to close, AB updated at Sept meeting, new contract in place June 2023, data shows positive improvement for Care @ Home provision in NEF which has resulted in a reduction of people waiting on a package of care.		Sustainable	Increased opportunities for people to improve their knowledge and understanding of health and lifestyle choices leading to more positive outcomes
3.2	Work with partners to improve the quality of life and wellbeing of residents - (NEF Local Community Plan 2023-2026)	3.2.1 In collaboration with Community Partners analyse Hardship Fund applications from NEF to support people to attend medical appointments. 3.2.2 Further work with NEF Local Leadership Group - People and PHS partners is required to analyse locality health data, identify areas with greatest health inequalities and target resource accordingly to improve the health and wellbeing of NEF residents.	NEF Local Leadership Group - People / S Gilfillan / Health Promotion / CAMHS	Complete	21/04/2023	06/10/2023	Collaboration with Community Partners and Plans aligned	06/10/23: Priority closed, travel data collation for 23/24 is ongoing and will provide more robust evaluation by June 24. Collaborative work will progress with the NEF Locality Action Plan aligning to the NEF Community Plan via NEF People and Place Group.	NEF Community Local Development Plan - Mental Health / Social Isolation Rural Poverty Development Action Plan		
4 LIVING WELL WITH LONG TERM CONDITIONS											
4.1	Develop a single point of access for community led support in NEF for people living with long term conditions	4.1.1 Test of Change (ToC) for SPOA to commence 2/5/23	J Fearn / SLWG	Complete	02/05/2023	31/10/2023	A simplified landscape for practitioners in NEF, increasing access to informal community-based services and supports for people aged 16 and over experiencing long-term conditions and those important to them	06/10/23: ToC scheduled to end Oct 23, evaluation report from ToC will be presented at Stakeholder Event Nov 23.		Local / Sustainable / Wellbeing / Integration / Outcomes	Increased opportunities for people to improve their knowledge and understanding of health and lifestyle choices leading to more positive outcomes

28 February 2024

Agenda Item No. 6

Community Recovery Fund - Humanutopia

Report by: Paul Vaughan, Head of Communities and Neighbourhoods Service

Wards Affected: 16,17,18,19 & 20

Purpose

To provide members with the necessary information to reallocate funding from the Community Recovery Fund (CRF).

Recommendations

Members are asked to approve reallocation of £30,000 from the Community Recovery Fund towards the Humanutopia Secondary Schools project. (Note - This funding was previously allocated to Police Scotland to purchase mobile CCTV systems)

Resource Implications

Sufficient funds are available to support the proposal.

Legal & Risk Implications

There are no legal or risk implications based on this report.

Impact Assessment

An EqlA is not required because the report does not propose a change or revision to existing policies and practices.

Consultation

On 7 October 2022, all elected members received a briefing on the Community Recovery Fund which provided detail on the operating and decision-making arrangements for the Fund.

1.0 Background

- 1.1 At its meeting on 25 August, Cabinet Committee agreed to allocate £10 million of revenue balances as a Community Recovery Fund. Further to this, the subsequent Cabinet Committee meeting on 22 September approved the 'Help with Cost of Living: Extending Community Support' report which set out a general approach and criteria for the Fund, including the allocation of the £9m across the 7 Area Committees. North East Fife's allocation is £1.24M.
- 1.2 The specific criteria for the fund is as follows:
 - Projects should link to Local Community Plan priorities.
 - Projects should take account of Plan for Fife recovery priorities (Community Wealth Building, Tackling Poverty, Economic Recovery, Climate)
 - Projects should provide assessment of benefit to ensure no unintended consequences.
- 1.3 The Community Recovery Fund is available over a two-year period. However, projects may be carried forward to 2024/25 providing they are legally committed by March 2024.
- 1.4 Funding was allocated in February 2023 from CRF to Police Scotland to purchase mobile CCTV systems for the five Community Ward areas within NEF. Following discussions with Police Scotland, they now feel that the money may be better redistributed towards introducing Humanutopia into Bell Baxter High School and Waid Academy in NEF. Madras College has already run a successful programme.

2.0 Proposal

- 2.1 Humanutopia (www.humanutopia.com) have been going to schools in the UK for around 20 years and one of their mission statements is as follows:-

“Our life changing programmes are aimed at improving the mental health and wellbeing of all participants by empowering them to make positive changes in their life.”
- 2.2 They work with young people and encourage them to look at their own behaviours and make any changes they feel might improve them as an individual. They deliver an input to children aged around 13/14/15 years old (S2 and S3) with a follow up session recommended around 6 months later.
- 2.3 The long-term benefits being that they can hopefully cause young people to examine their current behaviours, identify the paths that they are on and empower them to make positive changes if needed which can affect their life going forward.
- 2.4 Should this result in a change in behaviours of any young person who is involved in anti-social behaviour or criminality, regardless of how minor it may be, this can have huge benefit to our local communities in the medium to long term.

3.0 Schools Involvement

- 3.1 Police Scotland attended an input by Humanutopia at a high school in Edinburgh in January and were impressed by the presentation and the impact that it had on pupils. There is also an ambassador for the organisation who lives in NEF and would likely be willing to deliver a short input to elected members should this be required.
- 3.2 Police Scotland have held meetings with the Head Teachers at both Bell Baxter High School and Waid Academy. Both are receptive of the idea, which would require to be incorporated into the school syllabus, and they may also be able to contribute money to the cost of any agreed action there.
- 3.3 The amount being reallocated towards this project is £30,000

4.0 Conclusion

- 4.1 The proposal meets the broad criteria for Community Recovery funding. It also contributes to 'Plan 4 Fife 2021-2024' and 'NEF Local Community Plan' themes.
- 4.2 Approving this proposal will ensure the Community Recovery Fund is maximised to support local projects.

Background Papers

The following papers were relied on in the preparation of this report in terms of the Local Government (Scotland) Act, 1973: -

- 'Help with Cost of Living: Extending Community Support'. Fife Council Cabinet Committee, 22nd September 2022.

Report Contact

Donald Grant
Community Manager
County Buildings, Cupar
Tel: 03451 55 55 55 Ext no 446109
Email: donald.grant@fife.gov.uk

28 February 2024
Agenda Item No. 7

Common Good and Settlement Trust Funds Annual Report 2022-2023

Report by: Eileen Rowand, Executive Director (Finance and Corporate Services)

Wards Affected: All

Purpose

The purpose of this report is to advise members of the current status of the Common Good and Settlement Trust funds in the area and relevant fund activities for the financial year 2022-2023.

Recommendations

Members are asked to:

- (1) note the information contained in the relevant appendices for the various Common Good funds and Trust Funds; and
- (2) continue to support the disbursement of Trusts funds to suitable projects which also include the amalgamation of individual trusts and where appropriate the dissolution of individual trusts including transferring the funds to suitable third party organisation who are providing similar support to local priorities.

Resource Implications

None.

Legal & Risk Implications

There are no known legal or risk implications.

Impact Assessment

An EqIA has not been completed and is not necessary as the report does not propose a change or revision to existing policies and practices.

Consultation

None.

1.0 Background

- 1.1 Annual reporting is one of a suite of measures designed to ensure that Fife's Common Good and Trust funds are managed and reported in a way that reflects best value for the organisation.
- 1.2 Settlement Trusts comprise several individual trusts and bequests specific to a defined geography which were brought together in 2014 following consultation with Community Councils and the charities regulator OSCR and/or Lord Advocate. A list of Settlement Trust and a statement of fund balances is contained in Appendix 10.
- 1.3 Non-Settlement Trusts cover more than one geography or were designated for a specific purpose. A list of Non-Settlement Trusts and a statement of fund balances is contained in Appendix 10.

2.0 Common Good and Trust Fund - Key Elements

2.1 **Revenue Account**

Income

- 2.1.1 The cash income received during the financial year is mainly from rents, interest on investments and external interest. Income from net gain on revaluation is a result of the revaluation of the fund's investments at the year end.

Expenditure

- 2.1.2 In line with the Council's policy, the first call on the Common Good Fund and Trusts funds is maintenance of heritable property. Disbursements / donations and other expenses are also funded from the Funds.
- 2.1.3 The amount spent on property costs and disbursements / donations are detailed within appendix 5 and 6.
- 2.1.4 The net effect of the income and expenditure on a Common Good and Trust account results in a surplus or deficit for the particular year. This amount is then transferred to balances.

2.2 **Projects Supported in 22/23**

Common Good

- 2.2.1 Common Good funds dispersed funding for projects totalling £122,409 detailed in appendix 5.

Settlement Trusts

- 2.2.2 Settlement Trusts across North East Fife, dispersed funding in 22/23, detailed in appendix 10.

Non-Settlement Trusts

- 2.2.3 Non-Settlement Trusts across North East Fife, dispersed funding in 22/23, detailed in appendix 10.

3.0 Balance Sheet

3.1 Property Assets

Heritable Property

- 3.1.1 Heritable Property comprises land and buildings held on Common Good and Trust accounts. In the main, this is municipal buildings and recreational land of various kinds.
- 3.1.2 The attached accounts reflect the assets held on the Common Good Balance sheet and the Trust Funds as at 31st March 2023. A complete list of all Common Good assets relative to this Area is also attached at Appendix 8.

3.2 Other Assets and Liabilities

- 3.2.1 In addition to heritable property, each Common Good and Trust Fund also has investments. These investments are made using the Council's standard investment strategy to maximise income to the fund.
- 3.2.2 The cash & cash equivalents comprise of monies held in the Council's bank account which receive internal interest from Fife Council.
- 3.2.3 Other Assets and Liabilities in the Financial statements include debtors and creditors at 31st March.
- 3.2.4 The revenue account and balance sheet form the financial accounts for the Common Good Fund and Trusts, and this is attached as Appendix 1 to this report.

4.0 Moveable Property

- 4.1 Moveable property held as part of the Common Good and Trusts comprises everything that is not land or buildings, e.g., Council Chains of Office, furniture, ceremonial robes and so on. The Local Services Network and Museums and Libraries can provide a list of this moveable property if required.

5.0 Conclusions

- 5.1 This report and its Appendices are intended to give members greater information on the relevant Common Good and Charitable Trusts Funds.

List of Appendices

1. Combined Financial Statement
2. Income Statement
3. Rental Income breakdown
4. Expenditure Statement
5. Grants/Donations breakdown
6. Property Cost breakdown
7. Balance Sheet
8. Property Asset breakdown
9. Outstanding Grants/Donations from previous years
10. Charitable Trusts financial Statement
11. Statement of uses for Settlement Trusts

Background Papers

The following papers were relied on in the preparation of this report in terms of the Local Government (Scotland) Act, 1973:

- Fife Council Annual Accounts 2022/2023

Report Contacts

Eleanor Hodgson
Accountant Common Good and Trusts
Fife House, North Street, Glenrothes, KY7 5LT
Email - Eleanor.Hodgson@fife.gov.uk

Donald Grant
Community Manager North East Fife
County Buildings, St Catherine Street, Cupar,
KY15 4TA
Telephone: 03451 55 55 55 446109
Email – Donald.Grant@fife.gov.uk

Closure of Accounts 2022-23
Common Good - Combined Financial Statement North East Fife

Appendix 1

2021/22	Revenue Account	2022/23
£		£
	<u>Income</u>	
(77,401)	Income from Rents	(182,170)
0	Income from Sale of Heritable Property	0
(18,235)	Interest from Cash Balances	(22,658)
(19,739)	Interest from Investments	(86,102)
(38,992)	Other Income	(186,637)
(154,367)		(477,567)
	<u>Expenditure</u>	
21,372	Property Costs	224,017
46,141	Donations	122,409
708	Other Expenditure	24
68,221		346,450
35,330	(Increase) / Decrease in value of Investments	154,110
(50,816)	(Increase) / Decrease in Revenue Reserve	22,993

Balance Sheet

31st March 2022		31st March 2023
£		£
	<u>Property Assets</u>	
1,529,888	Heritable Property	4,884,234
93,032,765	Property Leased to Fife Council	28,005,949
109,553	Capital Grant Unapplied	0
94,672,206		32,890,183
	<u>Other Assets and Liabilities</u>	
380,027	Investments	1,657,694
356,319	Cash & Cash Equivalents	1,010,403
4,507	Debtors	19,659
0	Creditors	0
740,852		2,687,755
95,413,058	Net assets	35,577,938
	<u>Financed by:</u>	
(94,672,206)	Capital Reserves	(32,890,183)
(740,852)	Revenue Reserve (incl Investments)	(2,687,755)
(95,413,058)	Total Reserves	(35,577,938)

Detailed Breakdown - Common Good Funds Income

Income					
Common Good Funds	<u>Interest on Cash Balances</u>	<u>Investment Interest</u>	<u>Other Income</u>	<u>Rents</u>	<u>Total Income</u>
	£	£	£	£	£
Auchtermuchty	(701)	0	0	(40)	(741)
Anstruther	(248)	(3,543)	(615)	(3,056)	(7,462)
Crail	(9,338)	(20,158)	(458)	(43,760)	(73,714)
Cupar	(479)	(8,267)	(3,554)	(21,976)	(34,277)
Elie & Earlsferry	(933)	(3,580)	0	0	(4,513)
Falkland	(176)	(515)	(2,185)	(1,064)	(3,940)
Newburgh	335	0	(34,056)	(80)	(33,801)
Newport-On-Tay	0	0	0	0	0
Pittenweem	(381)	(8,914)	(137,758)	(1,598)	(148,650)
St Andrews	(5,521)	(26,623)	(5,094)	(88,104)	(125,342)
St Monans	(5,195)	(14,502)	(2,917)	(22,492)	(45,106)
Tayport	(20)	0	0	0	(20)
Total Common Good	(22,658)	(86,102)	(186,637)	(182,170)	(477,567)

Closure of Accounts 2022-23
Detailed Breakdown - Common Good Funds Rental Income

Appendix 3

Description	£
Auchtermuchty	
Land Drum Auchtermuchty	40
Total	40
Anstruther	
Anstruther Golf Course	1,968
Milton Garages	899
Garage St Andrews Road	190
Total	3,057
Crail	
Rent 1.74 acres East & West Quarry Braes	150
Crail Golfing Society	3,215
Sauchope Caravan Park	35,100
Rent grazing lot no 3, Lilliehill, Townhill	500
Rent 5.25 acres, Peatfield, Crail	475
Rent of former Gas Works, Shoregate, Crail	4,320
Total	43,760
Cupar	
Fishers Services Ltd	19,726
Duffus Park Bowling Club	2,250
Total	21,976
Falkland	
Falkland Golf Club	684
Lomond Football AFC	280
Lease of 828 sqmts Lomonside Cottage	100
Total	1,064
Newburgh	
Garage site Woodriffe Road, Newburgh	80
Total	80
Pittenweem	
Relief Stipend due for crop	41
Rent 1.829H East & West Park	421
Rent 2.23HA West Braes, Milton Road, Pittenweem	335
Community Library & Info Centre	300
The West Braes Project	500
Total	1,597
St Andrews	
Contribution from the Lammas Market (NB 2021 and 2022)	24,686
Alba Residential, 78 South Street	24,000
Royal Ancient Golf Club, Site for Golf Museum	10,000
Royal Ancient Golf Club, Car Park Bruce Embankment	16,000

Sea Life Museum	7,700
LLAFRANC PROPERTIES, Former Pavillion Tea Rooms	1,250
Fishermans Stores Store 1-9	4,468
Total	88,104
St Monans	
St Monans Caravan Site, The Common, St Monans	22,500
Bowling Green & Pavillion (St Monans Bowling Club)	(208)
Changing Pavillion, Hope Place (St Monans Swallow AFC)	200
Total	22,492
Total North East Fife Common Good Rental Income	182,170

Closure of Accounts 2022-23
Detailed Breakdown - Common Good Funds Expenditure

Appendix 4

Expenditure				
Common Good Funds	<u>Grants</u>	<u>Property</u>	<u>Other Expenditure</u>	<u>Total Expenditure</u>
	£	£	£	£
Auchtermuchty	0	0	0	0
Anstruther	20,000	2,286	0	22,286
Crail	26,033	300	0	26,333
Cupar	15,480	1,226	24	16,730
Elie & Earlsferry	6,576	0	0	6,576
Falkland	0	84	0	84
Newburgh	0	1,397	0	1,397
Newport-On-Tay	0	0	0	0
Pittenweem	0	97	0	97
St Andrews	50,000	214,540	0	264,540
St Monans	4,320	4,087	0	8,407
Tayport	0	0	0	0
Total Expenditure	122,409	224,017	24	346,450

Closure of Accounts 2022-23
Detailed Breakdown - Common Good Funds Donations

Appendix 5

Donations	
Description	£
Anstruther	
Anstruther & District CC	17,000
Anstruther Philharmonic Society - Spring Concert	1,500
Anstruther Harbour Festival	1,500
Total	20,000
Crail	
Crail Public Improvement Works - Phase 2	4,858
Mercat Cross Restoration	3,918
Crail Festival - Tree Pollarding	1,884
Crail Museum & Heritage - assist in cost of interpretation board	1,290
Standpipe Installations	2,562
Crail Community Hall - Roof Repairs	1,992
Crail Community Hall Boiler Replacement	6,250
Crail Community Hall Electrical Repairs	3,279
Total	26,033
Cupar	
Tarvit Woodland Park	2,000
Fife Show - The First 200 Years	5,000
World Scout Jamboree Korea 2023	1,240
Tree works at Duffus & Haugh Parks	4,000
Cupar Golf Club Roof Renewal	3,240
Total	15,480
Elie & Earlsferry	
Earlsferry Town Hall	3,500
Earlsferry Town Hall - Urgent Repairs	3,076
Total	6,576
St Andrews	
Lade Braes Footpath Improvement Works	50,000
Total	50,000
St Monans	
St Monans & Abercrombie Community Council Floral Display	2,980
St Monans Roof Repair	1,340
Total	4,320
Total North East Fife Common Good Grant/Donations	122,409

Closure of Accounts 2022-23
Detailed Breakdown - Common Good Property Costs

Appendix 6

Description	£
Anstruther	
NDR Golf Course PC, Shore Road	548
Fire Insurance - Toolbooth Wynd	1,738
Total	2,286
Crail	
Crail Tennis court & MUGA	300
Total	300
Cupar	
Fluthers Car Park, Burnside	671
Fire Insurance - St Catherine Street	555
Total	1,226
Falkland	
Bruce Fountain Water Services	84
Total	84
Newburgh	
Fire Insurance - 67 High Street	1,397
Total	1,397
Pittenweem	
Fire Insurance - Market Cross	97
Total	97
St Andrews	
NDR Former Look Out Hut, Shorehead	110
Fishermens Store (No 1-9), St Andrews	197
St Andrews Town Hall - Roof Works	210,000
Air Monitoring at St Andrews Town Hall	550
St Andrews Town Hall - condition report of the roof	450
Missing labour costs Building svs charges	3,038
Permits for skips, scaffolding & huts	195
Total	214,540
St Monans	
Electricity - St Monans CC	144
NDR - 5, West Shore, St Monans	1,643
5, West Shore, property lease	2,300
Total	4,087
Total North East Fife Common Good Property Costs	224,017

Detailed Breakdown - Common Good Funds Balance Sheet

Balance Sheet						
Net Worth						
	<u>Heritable Property</u>	<u>Property Leased to Fife Council</u>	<u>Investments</u>	<u>Cash & Cash Equivalents</u>	<u>Debtors</u>	<u>Total</u>
	£	£	£	£	£	£
Auchtermuchty	0	1,177,471	0	1,096	0	1,178,567
Anstruther	1,036,510	3,061,862	68,209	11,375	809	4,178,765
Crail	1,322,871	631,835	388,091	435,854	4,602	2,783,253
Cupar	148,601	10,735,188	159,167	34,749	1,888	11,079,592
Elie & Earlsferry	1	0	68,925	43,212	817	112,955
Falkland	11,660	0	9,915	10,029	118	31,722
Newburgh	0	416,749	0	7,419	0	424,168
Newport-On-Tay	1	0	0	0	0	1
Pittenweem	415,043	598,054	171,613	82,383	2,035	1,269,129
St Andrews	998,461	5,347,985	512,572	134,078	6,079	6,999,175
St Monans	435,500	4,701,910	279,203	249,300	3,311	5,669,225
Tayport	515,585	1,334,895	0	906	0	1,851,386
Total Common Good	4,884,234	28,005,949	1,657,694	1,010,403	19,659	35,577,938

Detailed Breakdown - Common Good Funds Property Assets

Auchtermuchty Assets

Description	Value (£)	Status
Victoria Hall, 19 Burnside, Auchtermuchty	566,638	Leased to FC
Auchtermuchty Town Hall/Library, High Street, Auchtermuchty	470,484	Leased to FC
Auchtermuchty Public Park, Low Road, Stratheden Place, Auchtermuchty	36,874	Leased to FC
Station Road Car Park, Auchtermuchty	103,475	Leased to FC
Total Leased to Fife Council	1,177,471	
Auchtermuchty War Memorial, High Street, Auchtermuchty	0	Heritable Property
Total Heritable Property	0	
Station Road Park, Station Road		Other
Amenity Land, Newburgh Road		Other

Anstruther Assets

Description	Value (£)	Status
Easter Town Hall & Library, Cunzie Street, Anstruther	2,819,600	Leased to FC
Cellardyke Harbour, Shore Street, Cellardyke, Anstruther	1	Leased to FC
St Andrews Road Car Park, Station Road, Anstruther	188,522	Leased to FC
Cellardyke Park (Towns Green), East End, Cellardyke, Anstruther	30,906	Leased to FC
Parking Area between 36 & 42 George Street Anstruther KY10 3AU	22,833	Leased to FC
Total Leased to Fife Council	3,061,862	
Cellardyke Town Hall, Tollbooth Wynd, Cellardyke, Anstruther	992,760	Heritable Property
Anstruther Golf Course, The Golf Course, Anstruther	37,000	Heritable Property
Garage Site, St Andrews Road, Anstruther	6,750	Heritable Property
Access, St Andrews Road, Anstruther	0	Heritable Property
Total Heritable Property	1,036,510	
Anstruther Wester Pier, Esplanade, High Street West		Other
Shrub Bed, 44 George Street		Other

Crail Assets

Description	Value (£)	Status
Crail Town Hall/Library, Municipal Bldgs, Marketgate South, Crail	472,900	Leased to FC
Ashburn Park, St Andrews Road, Crail	1	Leased to FC
Victoria Park, St Andrews Road, Crail	1	Leased to FC
Beechwalk Park, St Andrews Road, Crail	1	Leased to FC
Marketgate South Car Park, Marketgate, Crail	158,931	Leased to FC
Amenity Ground, Castle Walk, Crail	1	Leased to FC
Total Leased to Fife Council	631,835	
Crail Caravan Site , Sauchope Links, Crail	678,000	Heritable Property

Office & Store, The Harbour, Crail	13,200	Heritable Property
Land, Balcomie Road, Crail	35,000	Heritable Property
Land, West Quarry Braes, Crail	0	Heritable Property
Land, East Quarry Braes, Crail	600	Heritable Property
Peatfield, St Andrews Road, Crail	14,000	Heritable Property
Marketgate North, Marketgate, Crail	330,035	Heritable Property
Marketgate South, Marketgate, Crail	252,035	Heritable Property
Amenity Land, Rude Well, Marketgate, Crail	1	Heritable Property
Total Heritable Property	1,322,871	
Tolbooth Housing, Nos. 28-30, Tolbooth Wynd		Other
Auldwell Gardens Housing, Auldwell Gardens		Other
Victoria Playground, St Andrews Road		Other

Cupar Assets

Description	Value (£)	Status
Cupar Corn Exchange, St Catherines Street, Cupar	3,304,200	Leased to FC
Cupar Leisure Centre, Carslogie Road, Cupar	5,730,800	Leased to FC
Duffus Park, Carslogie Road, Cupar	61,500	Leased to FC
Cart Haugh/Hood/Nicholson Park, East Bridge, Cupar	79,443	Leased to FC
Fluthers Car Park, Burnside, Cupar	1,559,245	Leased to FC
Total Leased to Fife Council	10,735,188	
Cupar Burgh Chambers, 5 St Catherine Street, Cupar	90,600	Heritable Property
Site for Laundry Extension , Little Common, Riggs Place, Cupar	58,000	Heritable Property
Amenity Ground (hard standing), Burnside, Cupar	1	Heritable Property
Total Heritable Property	148,601	
Moathill Walk, Moathill Road		Other
Little Common Play Park, Riggs Place		Other
Amenity Ground, Coal Road		Other

Elie & Earlsferry Assets

Description	Value (£)	Status
Earlsferry Links Golf Course (Rights), Links Road, Elie & Earlsferry	1	Heritable Property
Total Heritable Property	1	

Falkland Assets

Description	Value (£)	Status
Land, The Loan, Falkland	1,000	Heritable Property
Falkland Golf Club, The Myre, Falkland	10,660	Heritable Property
Total Heritable Property	11,660	
Bruce Fountain, High Street		Other
Amenity Ground, Victoria Place		Other
Old Town House Clock Tower, Back Wynd		Other

Newburgh Assets

Description	Value (£)	Status
Tayside / Mugdrum Park, Abernethy Road, Newburgh	49,416	Leased to FC
Cupar Road Car Park, Newburgh	364,333	Leased to FC
3 Garage Site, Scotland Terrace, Newburgh	3,000	Leased to FC
Total Leased to Fife Council	416,749	
Newburgh Clock Tower, 67 High Street, Newburgh	0	Heritable Property
Total Heritable Property	0	
5 Garage Site, The Sweerie, Woodriffe Road		Other
Garage Site, Clinton Street		Other
Orchard, Cupar Road		Other
Scotland Terrace/Lyall Place Housing, Lyall Place/Scotland Terrace		Other

Newport-On-Tay Assets

Description	Value (£)	Status
Newport War Memorial, Tay Street, Newport on Tay	1	Heritable Property
Total Heritable Property	1	
Community Garden, 64, West Road		Other

Pittenweem Assets

Description	Value (£)	Status
Pittenweem Old Town Hall and Library, Cove Wynd, Pittenweem	7,700	Leased to FC
New Playing Field, David Street, Pittenweem	441,560	Leased to FC
West Braes Park, West Braes, Pittenweem	79,049	Leased to FC
West Braes Car Park, Pittenweem	69,745	Leased to FC
Total Leased to Fife Council	598,054	
Grazing Paddock, Milton Road, Pittenweem	2,500	Heritable Property
Land at East & West Park, Milton Road, Pittenweem	2,500	Heritable Property
Agricultural Land, West Braes, Pittenweem	2,500	Heritable Property
Pittenweem Tolbooth, Market Cross, High Street, Pittenweem	407,541	Heritable Property
Coastal Slopes and Outdoor Swimming Pool, West Braes, Pittenweem	1	Heritable Property
Amenity Land (South of Town Hall), Cove Wynd, Pittenweem	1	Heritable Property
Total Heritable Property	415,043	
West Braes Playing Field, West Braes		Other

St Andrews Assets

Description	Value (£)	Status
St Andrews Town Hall, Queens Gardens, St Andrews	2,938,000	Leased to FC
Victory Memorial Hall, St Marys Place, Market Street, St Andrews	1,013,760	Leased to FC
Madras College Playing Fields, North Haugh, Guardbridge Road, St Andrews	0	Leased to FC

St Andrews Public Convenience, Bruce Embankment, St Andrews	307,640	Leased to FC
City Road Car Park, St Andrews	650,898	Leased to FC
Cockshaugh Public Park, Lades Braes, St Andrews	352,666	Leased to FC
Bow Butts, The Scores, St Andrews	31,000	Leased to FC
Amenity Ground East Bents, Woodburn Place, St Andrews	54,021	Leased to FC
Total Leased to Fife Council	5,347,985	
Shop, 78 South Street, St Andrews	235,250	Heritable Property
Site for Golf Museum , Golf Place, St Andrews	198,000	Heritable Property
Aquarium , Bow Butts / The Scores, St Andrews	92,000	Heritable Property
Car Park, Bruce Embankment, St Andrews	435,856	Heritable Property
Fishermens Stores, Nos 1-9 Shoremill, The Harbour, St Andrews	37,350	Heritable Property
St Andrews Mussel Beds, Eden Estuary, Strathtyrum, St Andrews	1	Heritable Property
Amenity Ground, Mavis Bank, St Andrews	1	Heritable Property
Amenity Ground, Lade Braes, St Andrews	1	Heritable Property
Dismantled Railway (Jacobs Ladder), Links Crescent, St Andrews	1	Heritable Property
Dismantled Railway, Old Station Road, St Andrews	1	Heritable Property
Amenity Land adjacent Car Park, North Haugh, St Andrews	0	Heritable Property
Total Heritable Property	998,461	
Carron Bridge Recreational Area, Lade Braes		Other
Amenity Land, The Shore		Other
Amenity Land, Hallow Hill		Other
Amenity Land, Jacobs Ladder		Other
Whyte-Melville Memorial Fountain, Market Street		Other

St Monans Assets

Description	Value (£)	Status
St Monans Library, Hope Place, St Monans	785,600	Leased to FC
St Monans Town Hall, Hope Place, St Monans	811,880	Leased to FC
St Monans Primary School, Hope Place, St Monans	2,788,447	Leased to FC
St Monans Public Convenience, Hope Place, St Monans	60,872	Leased to FC
The Common Car Park, Hope Place, St Monans	163,491	Leased to FC
Hope Place Car Park, St Monans	77,619	Leased to FC
St Monans Common , Hope Place, St Monans	2,001	Leased to FC
11 Garage Site, Miller Terrace, St Monans	10,000	Leased to FC
Land, The Shore, Rose Street, St Monans	2,000	Leased to FC
Total Leased to Fife Council	4701910	
St Monans Caravan Site, The Common, St Monans	423,000	Heritable Property
St Monans Heritage Collection, 5 West Shore, St Monans	0	Heritable Property
Amenity Land, Rose Street, St Monans	0	Heritable Property
St Monans Bowling Green, Hope Place, St Monans	12,500	Heritable Property
Total Heritable Property	435,500	
Car Park and Amenity Land, Forth Street		Other
Garage Site, Hope Place		Other
Serenity Garden, Hope Place		Other

Tayport Assets

Description	Value (£)	Status
Gregory Hall, 8 Queen Street (old Town Hall), Tayport	853080	Leased to FC
Tennis Court & Pavilion, Queen Street, Tayport	11001	Leased to FC
Tayport Library, 17 Queen Street, Tayport	470813	Leased to FC
East Common (South), Links Road North, Shanwell Road, Tayport	1	Leased to FC
Total Leased to Fife Council	1334895	
Tayport Caravan Site, East Common, Tayport	490,000	Heritable Property
East Common (North), Mill Lane, Tayport	14,685	Heritable Property
Tayport Amateur Football Club, Shanwell Road, Canniepairt, Tayport	10,900	Heritable Property
Total Heritable Property	515,585	
West Common, Commonty Road		Other
Shanwell Road South Housing, Shanwell Road South		Other

Detailed Breakdown - Common Good Funds Outstanding Grants/Donations

Outstanding Grants/Donation agreed in current or previous financial years

	£
Crail	
Crail Parish Church Restoration	20,000
Refurbish Harbourmasters Office at Crail Harbour	20,000
Crail Community Partnership - Victoria Gardens 2021 Planting	591
Crail Festival - Tree Pollarding	500
Crail in Bloom	1,450
Crail Museum & Heritage Centre - Computerising Collection Database	1,825
Trustee of Crail - Turning Tarmac into Wetland	10,000
Total	54,366
Cupar	
Cupar Community Council - Defibrillators (Foodieash/Cuparmuir)	340
Total	340
Elie & Earlsferry	
Earlsferry Town Hall - Repairs	1,696
Total	1,696
Pittenweem	
Pittenweem Priory - interpretative information	1,448
Total	1,448
St Andrews	
St Andrews Town Hall Wi-Fi	4,190
Victory Memorial Hall Wi-Fi	4,880
Victory Memorial Hall DDA Access	7,722
Total	16,792
St Monans	
St Monans & Abercrombie Community Action Plan	146
St Monans Playpark	109,000
St Monans Heritage Collection - Internal Repairs	1,900
Total	111,046
Total North East Fife Common Good Outstanding Grants/Donations	185,688

Settlement Trusts	Charity Reference	Grants	Total Expenditure	Interest on Revenue Balances	Investment Interest	Total Income	(Surplus)/ Deficit for Year	Investments	Cash & Cash Equivalents	Debtors	Total
			£	£	£	£	£	£	£	£	£
A75000-DUNFERMLINE	SC042161	0	0	(1,126)	(1,885)	(3,011)	(3,011)	36,291	52,271	430	88,992
A75001-BALLINGRY	SC042905	0	0	(135)	(270)	(406)	(406)	5,205	6,305	62	11,572
A75002-LOCHGELLY	SC042904	0	0	(275)	(421)	(696)	(696)	8,105	12,748	96	20,949
A75004-LESLIE	SC042170	0	0	(14)	(91)	(104)	(104)	1,745	666	21	2,432
A75005-AUCHTERTOOL	SC042387	980	980	(21)	(46)	(67)	913	886	20	11	916
A75006-BURNTISLAND	SC042382	0	0	(431)	(250)	(681)	(681)	4,811	19,766	57	24,635
A75007-KINGHORN	SC042385	0	0	(366)	(664)	(1,030)	(1,030)	12,788	16,686	152	29,625
A75008-KIRKCALDY	SC042383	6,409	6,409	(2,090)	(5,286)	(7,377)	(968)	101,778	104,728	1,207	207,713
A75009-BUCKHAVEN AND METHIL	SC042211	0	0	(253)	(27)	(279)	(279)	513	533	6	1,053
A75010-KENNOWAY	SC042208	0	0	(15)	(27)	(42)	(42)	514	769	6	1,290
A75011-LEVEN	SC042207	0	0	(118)	(241)	(359)	(359)	4,630	6,053	55	10,738
A75012-ANSTRUTHER & CELLARDYKE	SC042156	6,600	6,600	(1,325)	(6,185)	(7,510)	(910)	119,071	65,682	1,412	186,165
A75013-AUCHTERMUCHTY	SC042152	275	275	(295)	(321)	(616)	(341)	6,179	7,147	73	13,400
A75014-COLLESSIE	SC042172	0	0	(32)	(57)	(89)	(89)	1,094	1,498	13	2,605
A75015-CRAIL	SC042150	2,000	2,000	(1,190)	(2,546)	(3,736)	(1,736)	49,019	54,372	581	103,972
A75016-CUPAR	SC042151	1,500	1,500	(618)	(1,920)	(2,538)	(1,038)	36,960	28,052	438	65,450
A75017-ELIE	SC042154	0	0	(206)	(384)	(590)	(590)	7,401	9,569	88	17,058
A75018-FALKLAND	SC042149	0	0	(37)	(85)	(122)	(122)	1,635	1,724	19	3,379
A75019-FREUCHIE AND AREA	SC042148	0	0	(98)	(132)	(230)	(230)	2,537	4,532	30	7,099
A75020-KILCONQUHAR	SC042145	0	0	(74)	(164)	(239)	(239)	3,163	3,472	38	6,673
A75021-KINGSKETTLE	SC042144	0	0	(27)	(52)	(79)	(79)	1,004	1,274	12	2,289
A75022-LADYBANK	SC042143	0	0	(99)	(230)	(329)	(329)	4,425	4,647	52	9,125
A75023-NEWBURGH	SC042155	1,622	1,622	(649)	(2,719)	(3,368)	(1,746)	52,343	30,108	621	83,072
A75024-PITTENWEEM	SC042174	250	250	(268)	(466)	(734)	(484)	8,973	12,413	106	21,492
A75025-ST ANDREWS	SC042157	2,065	2,065	(682)	(5,110)	(5,792)	(3,727)	98,383	32,646	1,167	132,196
A75026-ST MONANS	SC042153	1,310	1,310	(537)	(1,495)	(2,032)	(722)	28,790	24,129	341	53,260
A75027-TAYPORT	SC042173	0	0	(176)	(233)	(408)	(408)	4,484	8,117	53	12,655
A75029-CULROSS	SC042749	0	0	(22)	(173)	(195)	(195)	3,324	1,097	39	4,461
A75030-KINCARDINE	SC042751	0	0	(350)	(754)	(1,105)	(1,105)	14,523	16,350	172	31,045
A75031-LIMEKILNS	SC042750	200	200	(13)	(201)	(214)	(14)	3,866	695	46	4,606

Non-Settlement Trusts	Charity Reference	Grants	Total Expenditure	Interest on Revenue Balances	Investment Interest	Total Income	(Surplus)/ Deficit for Year	Investments	Cash & Cash Equivalents	Debtors	Total
		£	£	£	£	£	£	£	£	£	£
A75055-A. A. WILKIE TRUST - CHILDREN	SC019334	0	0	(1)	(3)	(4)	(4)	52	69	1	122
A75057-FL. LAWSONS EXECUTRY	SC019335	0	0	(12)	(19)	(31)	(31)	362	543	4	909
A75060-RAEMORE MORT. K/L	SC019339	0	0	(33)	(75)	(108)	(108)	1,435	1,560	17	3,012
A75063-ADAM SMITH/GOW/BEVERIDGE BEQUEST	SC019331	0	0	(129)	(229)	(358)	(358)	4,414	6,003	52	10,469
A75079-B.F. NISBET'S TRUST & GARDEN	SC019402	0	0	(95)	(145)	(240)	(240)	2,796	4,405	33	7,235
A75080-BELL FUND/GOOD TEMPLARS FUND	SC019435	7,150	7,150	(2,920)	(7,819)	(10,738)	(3,588)	150,533	131,026	1,785	283,345
A75090-FRANCES LAWSON'S BEQUEST	SC019392	0	0	(18)	(23)	(42)	(42)	448	843	5	1,296
A75098-MACINTOSH BEQUEST	SC019399	0	0	(10)	(24)	(34)	(34)	459	469	5	934
A75100-OGILVY DALGLEISH MORTIFICATION	SC019396	0	0	(23)	(55)	(79)	(79)	1,062	1,094	13	2,168
A75108-THOMAS IRELAND'S TRUST	SC019447	0	0	(41)	(106)	(148)	(148)	2,050	1,939	24	4,013
A75109-THOMAS S. GREIG'S BEQUEST	SC019417	0	0	(222)	(677)	(899)	(899)	13,039	10,464	155	23,658
A75110-THOMSON BEQUEST AND LAING LIBRARY	SC019420	0	0	(12)	(1,150)	(1,161)	(1,161)	22,131	1,151	262	23,544
A75112-WAUGH & WHARRIE BEQUEST	SC018777	0	0	(23)	(76)	(99)	(99)	1,464	1,067	17	2,549
A75051-MRS ANDERSON'S BEQUEST	-	0	0	(6)	0	(6)	(6)	0	252	0	252
A75052-BENARTY PRIMARY SCHOOL	-	2,395	2,395	(269)	(4,364)	(4,633)	(2,238)	84,026	12,508	996	97,530
A75053-BOWHILL CEMETERY GDF	-	0	0	(104)	(170)	(274)	(274)	3,273	4,807	39	8,119
A75054-OSWALD FAMILY TRUST	-	0	0	(0)	0	(0)	(0)	0	3	0	3
A75056-A. A. WILKIE TRUST - CLOCK	-	0	0	(2)	(3)	(4)	(4)	55	72	1	127
A75058-LESLIE CEMETERY GDF	-	0	0	(61)	(100)	(160)	(160)	1,917	2,812	23	4,752
A75059-MARKINCH CEMETERY	-	0	0	(136)	(224)	(361)	(361)	4,320	6,330	51	10,701
A75061-SIEVEWRIGHT LESLIE GDF	-	0	0	(2)	(3)	(5)	(5)	64	95	1	160
A75062-ABBOTSHALL CHURCH YARD BEQ	-	0	0	(3)	(4)	(7)	(7)	80	119	1	200
A75064-DOBBIE BEQUEST	-	0	0	(0)	(0)	(1)	(1)	9	12	0	21
A75065-DYSART CEMETERY	-	0	0	(79)	(136)	(215)	(215)	2,610	3,685	31	6,326
A75066-KINGHORN BURIAL GDF	-	0	0	(62)	(107)	(169)	(169)	2,051	2,899	24	4,974
A75067-ORRELLS LEGACY	-	0	0	(5)	(9)	(14)	(14)	169	230	2	401
A75068-SILVER BAND	-	0	0	(29)	(47)	(77)	(77)	912	1,369	11	2,292
A75069-SPENCE MEMORIAL	-	0	0	(37)	(62)	(99)	(99)	1,195	1,728	14	2,938
A75070-WAR MEMORIAL	-	0	0	3	(1)	2	2	23	(127)	0	(103)
A75071-EAST WEMYSS CEM. GDF	-	0	0	(277)	(457)	(733)	(733)	8,793	12,843	104	21,740
A75072-LETHAM GLEN FUND	-	0	0	(84)	(142)	(226)	(226)	2,737	3,884	32	6,654
A75073-METHILHILL CEMETERY	-	0	0	(125)	(205)	(329)	(329)	3,943	5,780	47	9,769
A75074-MRS BALFOUR LEGACY	-	0	0	(5)	(8)	(13)	(13)	150	226	2	378
A75075-SCOONIE CEMETERY	-	0	0	(127)	(210)	(337)	(337)	4,038	5,911	48	9,997
A75076-SCOONIE CEMETERY FLOWERS	-	0	0	(1)	(1)	(2)	(2)	25	38	0	63
A75077-WEST WEMYSS CEMETERY	-	0	0	(5)	(8)	(12)	(12)	149	212	2	362
A75078-WEST WEMYSS CEMETERY FLOWERS	-	0	0	(2)	(3)	(5)	(5)	60	86	1	147
A75084-CRAIL PUBLIC LIBRARY TRUST	-	0	0	(454)	0	(454)	(454)	0	20,695	0	20,695
A75085-CRAIL WAR MEMORIAL	-	0	0	(66)	(164)	(230)	(230)	3,164	3,076	38	6,278
A75087-DUFFUS PARK DISABLED GARDEN APPEAL	-	0	0	363	(2,800)	(2,437)	(2,437)	53,914	(15,054)	639	39,499
A75088-FLISK PARISH TRUST	-	0	0	(7)	(10)	(17)	(17)	200	330	2	532
A75094-GRAVES DRESSINGS	-	0	0	579	(14,000)	(13,421)	(13,421)	282,593	(19,321)	2,214	265,486
A75096-J. FERGUSON'S TRUST	-	5,375	5,375	(1,278)	(7,961)	(9,239)	(3,864)	153,278	59,948	1,818	215,043
A75097-LEUCHARS PARISH TRUST	-	317	317	(93)	(364)	(456)	(139)	7,000	4,272	83	11,355
A75107-TAYPORT WAR MEMORIAL	-	18,517	18,517	(610)	(6,321)	(6,931)	11,586	121,706	22,558	1,443	145,708
A75111-TORRYBURN PUBLIC LIBRARY	-	0	0	(2)	(2)	(4)	(4)	39	81	0	120
A75113-FORM. FCC - OTH. BGS. GDF	-	0	0	(182)	(301)	(483)	(483)	5,804	8,438	69	14,311
A75114-OTHER BURIAL GROUNDS	-	0	0	(2)	(3)	(4)	(4)	53	78	1	131

**Settlement Trusts
Charitable Purposes**

These are the charitable purposes recognised in section 7(2) of the Charities and Trustee Investment (Scotland) Act 2005.

- a) The prevention or relief of poverty.
- b) The advancement of education.
- c) The advancement of religion.
- d) The advancement of health.
- e) The saving of lives.
- f) The advancement of citizenship or community development (including rural or urban regeneration).
- g) The advancement of the arts, heritage, culture, or science.
- h) The advancement of public participation in sport.
- i) The provision of recreational facilities, or the organisation of recreational activities with the object of improving the conditions of life for the persons for whom the facilities or activities are primarily intended.
- j) The advancement of human rights, conflict resolution or reconciliation.
- k) The promotion of religious or racial harmony.
- l) The promotion of equality and diversity.
- m) The advancement of environmental protection or improvement.
- n) The relief of those in need by reason of age, ill-health, disability, financial hardship or other disadvantage.
- o) The advancement of animal welfare.
- p) Any other purpose that may reasonably be regarded as analogous to any of the preceding purposes.

28th February 2024

Agenda Item No. 8

Proposed Waiting Prohibition: Kirkgate, Cupar

Report by: John Mitchell – Head of Roads & Transportation Services

Wards Affected: Ward No. 20 – Cupar

Purpose

The purpose of this report is to allow the North East Fife Area Committee to consider proposals to introduce further 'No Waiting At Any Time' restrictions in Kirkgate, Cupar.

Recommendation(s)

It is recommended, in the interests of traffic management and road safety, that Committee:

- (1) agrees to the promotion of a Traffic Regulation Order (TRO) to introduce the restrictions detailed in drawing no. TRO23_50 (Appendix 1) with all ancillary procedures; and
- (2) authorises officers to confirm the Traffic Regulation Order within a reasonable period unless there are objections.

Resource Implications

The cost to formally promote this TRO will be approximately £2,500, which covers Roads & Transportation Services' and Legal Services' staff costs, advertising, and delivery of the new infrastructure. This will be met from approved Service budgets.

Legal & Risk Implications

There are no known legal or risk implications.

Impact Assessment

The general duties section of the impact assessment and the summary form have been completed. No negative impacts have been identified.

Consultation

The local Ward Councillors, Cupar Community Council, residents affected, Parking Management team and Police Scotland are aware of the proposal.

Formal consultation required by the Road Traffic Regulation Act 1984 for the TRO process will be carried out through the posting of legal notices in a local newspaper and on the affected length of roads. In addition, details of the proposed TRO will be made available on Fife Council's website.

1.0 Background

- 1.1 Kirkgate, in the section to the immediate west of its junction with Orchardgate, is a narrow carriageway. It is one-way westbound.
- 1.2 This is easily obstructed by vehicles parking on the north side of the road, especially if parking on the footway is to be avoided.

2.0 Issues and Options

- 2.1 On two reported occasions larger vehicles have been prevented from passing this point by obstructive parking.
- 2.2 Two proposals were considered: an eastwards continuation of the existing no waiting at any time restriction on the south side or a shorter no waiting at any time restriction on the north side, extending westwards from the junction with Orchardgate. Responses from residents indicated that most were in favour of the north side option.
- 2.3 It is therefore proposed to introduce a length of "No Waiting At Any Time" restrictions as shown in Appendix 1.

3.0 Conclusions

- 3.1 It is considered, in the interests of traffic management and road safety, that these traffic restrictions be promoted.

List of Appendices

1. Drawing no. TRO23_50

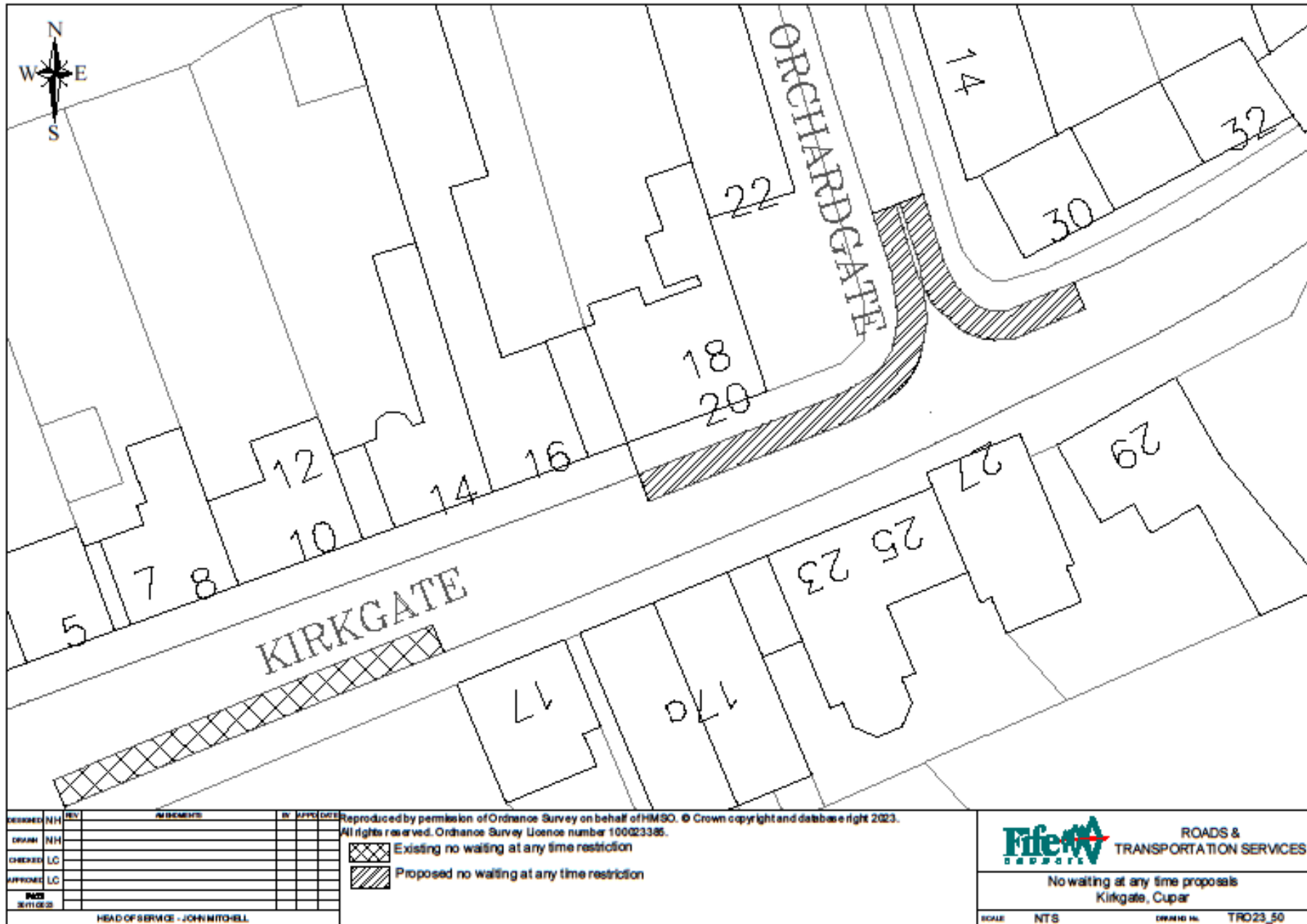
Report Contacts

Lesley Craig
Lead Consultant, Traffic Management
Roads & Transportation Services, Bankhead Central, Glenrothes
Telephone: 03451 55 55 55 + VOIP Number 480082
Email: lesley.craig@fife.gov.uk

Nigel Hampton
Technician Engineer, Traffic Management
Roads & Transportation Services, Bankhead Central, Glenrothes
Telephone: 03451 55 55 55 + VOIP Number 493687
Email: nigel.hampton@fife.gov.uk

Sara Wilson
Service Manager, Roads Network Management
Roads & Transportation Services, Bankhead Central, Glenrothes
Telephone: 03451 55 55 55 + VOIP Number 453348
Email: Sara.Wilson@fife.gov.uk

Appendix 1: Drawing no. TRO23_50



28 February 2024
Agenda Item No 9

Area Roads Programme 2024-25

Report by: John Mitchell, Head of Roads & Transportation Services

Wards Affected: 16, 17, 18, 19 & 20

Purpose

The purpose of this report is to identify the projects which are proposed for inclusion in the 2024-25 Area Roads Programme for the North East Fife area.

Recommendation(s)

Committee is asked to:

- i. Approve the report and appendices 1-3;
- ii. Delegate authority to the Head of Assets, Transportation & Environment to manage the lists of Category 1 and 2 projects in line with the available resources/funding as the programme develops, in consultation with the Area Convener and Vice-Convener;
- iii. Note Appendices 4, 5 & 6.

Resource Implications

The Area Roads Programme is funded from Capital and some ring-fenced budgets. Programmes of work will be adjusted, if required, to ensure that expenditure remains within the Service budget.

Legal & Risk Implications

There are no known legal implications. There is a risk that if capital budgets require to be reduced, we will be unable to deliver all the Area Roads Programme priorities.

Impact Assessment

An Equalities Impact Assessment is not required because the report does not propose a change or revision to existing policies and practices.

Consultation

Committee has been consulted through meetings with Members in the development of the lists of projects.

1.0 Background

- 1.1 The operation, management and maintenance of a safe and efficient transportation network has a major impact on the Fife economy and the quality of life of residents. Delivering transportation projects at local level underpins the priorities of the Fife Council Plan. Roads & Transportation Services has a key supporting role in relation to promoting a sustainable society, improving quality of life in local communities and growing a vibrant economy. Roads and Transportation Services also provides support to activities which are part of reforming Fife's public services.
- 1.2 It is important to distinguish between reactive and planned maintenance works on carriageways and footways. Reactive maintenance has its own budget and refers to the need to repair defects considered to be potentially dangerous or to constitute a considerable inconvenience to road users. These tend to be individual potholes. Planned works are those which can be addressed over a longer period and range from limited areas of patching to full width re-surfacing over longer lengths of road. The Area Roads Programme (ARP) covers full-width re-surfacing and has its own capital budget which is devolved to area committees.
- 1.3 The programme has been developed through the assessment and prioritisation of schemes identified by the processes below which follow the guidance identified in Table 5 of the Scheme of Decentralisation and Area Budgets approved by the Executive Committee on 17 November 2015: -
- Feedback from meetings with Elected Members,
 - Scheduled inspections, technical surveys, assessments and interrogation of maintenance management systems,
 - Local Area Transport Plans,
 - Suggestions received from Elected Members, Community Councils and the public.
- 1.4 At its meeting on 1st February 2018 the Economy, Tourism, Strategic Planning & Transportation Committee approved a methodology for allocating devolved budgets (2018, ETSP&T, 13 para 24 refers). The methodology can be summarised as follows: -
- The Area Committees determine local priorities for carriageway projects based on an Area Committee budget allocation commensurate with the Road Condition Index, as reported annually to the ETSP&T Committee,
 - Local priorities for footway projects are decided based on an Area Committee budget allocation commensurate with the proportion of urban mileage,
 - The remaining Road Safety & Traffic Management budget is allocated to local priorities based on an Area Committee budget commensurate with population numbers.
 - The foregoing is managed and reported via the relevant Area Roads Programme.

- 1.5 The current capital plan indicates that the carriageway budget of £9.73m in 2024/25 will reduce to £5.02m in 2025/26 and then averages out at £6.1m annually thereafter. The footway budget in 2024/25 is £1.68M reducing to £1.4m in 2025/26 and then averages at £1.72m thereafter.

For the North East Fife area, the budgets for 2024-25 are as shown below: -

Devolved Budget	2024/25 Allocation
Carriageways	£3.698m
Footways	£307k
Road Safety & Traffic Management	£172k

- 1.6 The level of capital resource allocated for carriageways and footways is concerning for future road condition. However, the Council reviews the Capital Plan every two years so there will be opportunities to consider additional investment going forward.

2.0 Issues and Options

- 2.1 Appendices 1-3 provide a detailed list of the proposed Area Roads Programme projects for budgets devolved to area committee. Category 1 schemes are committed to the programme dependent on available funding. Category 2 schemes will be promoted into the programme should any of the Category 1 schemes need to be deferred or additional funding becomes available.
- 2.2 An on-line system is in place to show how the carriageways and footways programme is progressing throughout the year. Link to webpage [Area Roads Programme](#)
- 2.3 Appendices 4, 5 and 6 provide information on the proposed Street Lighting works, Bridges and Structures works and Patching/Thin Surfacing/Surface Dressing sites. These budgets are not devolved to area committees, but the works locations are provided for information.

3.0 Conclusions

- 3.1 The attached appendices contain the proposed 2024/25 Area Roads Programme for the North East Fife area. The type of works, work location and provisional estimates are provided for each project.

List of Appendices

1. Carriageway Schemes
2. Footway Schemes
3. Traffic Management & Road Safety
4. Street Lighting
5. Bridges & Structures
6. Carriageway Patching/Thin Surfacing/Surface Dressing Sites

Report Contacts

Vicki Connor
Lead Consultant, Roads & Lighting Asset Management
Bankhead Central, Glenrothes
E-mail – vicki.connor-fc@fife.gov.uk

Alistair Donald
Service Manager (Roads Design & Build)
Bankhead Central, Glenrothes
E-mail – Alistair.donald@fife.gov.uk

**North East Fife Area Committee
Carriageway Scheme List for 2024-25**

APPENDIX 1

CAT1	Proposed for approval by Committee for delivery in 2024/25
CAT 2	Proposed for approval by Committee as 'reserve' schemes which may be promoted to Cat1 if funding becomes available

2024-25 Budget Share	£3,598,101
2023/24 Carryover underspend	£100,000
2024/25 Available budget	£3,698,101

Ward	Ward Name	Town	Street	Location	Estimate	Cumulative Total	Cat
17	Tay Bridgehead	Guardbridge	A919 Main Street	A91 Roundabout to Inner bridge	£ 386,812		cf
17	Tay Bridgehead	Rural	A919	A919 Guardbridge Inner Bridge to Toll Road, Leuchars	£ 104,886		cf
20	Cupar	Cupar	A913 Balgarvie Road	A91 to De-restriction Signs	£ 195,057		cf
19	East Neuk and Landward	Rural Road	B940	A915 Junction to B9131 Junction	£ 985,477	£ 985,477	cf
19	East Neuk and Landward	Rural Road	B940	B9171 to B9131	£ 756,895	£ 1,742,372	cf
16	Howe of Fife and Tay Coast	Ladybank	B9129 Commercial Crescent	Full length and including U106 Pittlessie Road to train station	£ 126,158	£ 1,868,530	cf
16	Howe of Fife and Tay Coast	Rural Road	U023 (formally K1)	From Ward boundary, north of West Conland Farm access road to Falkland (20mph)	£ 140,225	£ 2,008,755	cf
17	Tay Bridgehead	Rural Road	B945	U045 to A914 St Michaels	£ 602,468	£ 2,611,223	1
19	East Neuk and Landward	Rural Road	B942 Colinsburgh	B9171 west to Easter Pitcorthie	£ 201,987	£ 2,813,210	1
16	Howe of Fife and Tay Coast	Rural Road	A912	New Inn to Falkland	£ 320,568	£ 3,133,778	1
16	Howe of Fife and Tay Coast	Rural Road	U089	A92 to A913	£148,781	£ 3,282,559	1
16	Howe of Fife and Tay Coast	Auchtermuchty	U094 Mournipea	B936 west for 500 metres	£ 74,363	£ 3,356,922	1
16	Howe of Fife and Tay Coast	Ladybank	B9129 Melville Road	Full Length	£ 94,660	£ 3,451,582	1
16	Howe of Fife and Tay Coast	Rural	U113	East Lomond Car Park to A912	£ 222,000	£ 3,673,582	1
20	Cupar	Cupar	Prestonhall Industrial Estate	Full Adopted Length	£ 146,736	£ 3,820,318	1
17	Tay Bridgehead	Tayport	Nelson Street/Shanwell Road	Full length	£ 173,039	£ 3,993,357	2
19	East Neuk and Landward	Colinsburgh	B942 Main Street	Extents of Village	£ 198,705	£ 4,192,062	2
17	Tay Bridgehead	Rural Road	U063	U063 Balmerino to Kirkton	£ 77,734	£ 4,269,796	2

19	East Neuk and Landward	Anstruther	Burnside Terrace/ B9131 Caddies Burn		£ 62,373	£ 4,332,169	2
20	Cupar	Cupar	Front Lebanon	Full length	£ 54,088	£ 4,386,257	2
19	East Neuk and Landward	Anstruther	Glenogil Gardens	Ladywalk to Glenburn Road	£ 45,863	£ 4,432,120	2
20	Cupar	Cupar	A91 Carslogie Road	30mph signs to A93 Baltharrobert Road	£ 302,439	£ 4,734,559	2
20	Cupar	Cupar	A91 West Port/Bonnygate	A913 Baltharrobert Road to Bonnygate Car Park Entrance	£ 192,591	£ 4,927,150	2

**North East Fife Area Committee
Footway Scheme List for 2024-25**

APPENDIX 2

CAT1	Proposed for approval by Committee for delivery in 2024/25
CAT 2	Proposed for approval by Committee as 'reserve' schemes which may be promoted to Cat1 if funding becomes available

2024-25 Budget Share	£307,041
-----------------------------	-----------------

Ward	Ward Name	Town	Street	Location	Scheme Type	Estimate	Cumulative Total	Cat
18	St Andrews	St Andrews	Scooniehill Road Phase 1	Lamberton Place to Largo Road both sides (including short section on Largo Road to the Sub Station)	Combined Footway & Lighting	£ 44,882	£ 44,882	1
18	St Andrews	St Andrews	Kilrymont Road Ph2	Lamond Drive to Kilrymont Place (East Side)	Footway	£ 70,010	£ 114,892	1
16	Howe of Fife and Tay Coast	Rural Road	A913 Cupar Road	Opposite property 'Craigmill View' heading east to extent of new footway surface	Footway	£ 55,169	£ 170,061	1
18	St Andrews	St Andrews	Hepburn Gardens	Elec. Sub Stn to Signal Crossing	Footway	£ 10,234	£ 180,295	1
19	East Neuk & Landward	Elie	Stenton Row and The Toft	A917 to Property No 1 both sides including section to the south of The Terrace (currently shown as unadopted)	Footway	£ 50,017	£ 230,312	1
18	St Andrews	Rural Road	A91	The Lodge Edenside to end of Adoption	Footway	£ 104,112	£ 334,424	1

North East Fife Area Committee
Proposed Road Safety & Traffic Management Scheme List for 2024/25

APPENDIX 3

CAT 1	Proposed for approval by Committee for delivery in 2024/25
--------------	---

2024-25 Budget Share	£171,700
-----------------------------	-----------------

Ward	Ward Name	Town	Street	Location	Scheme Type	Estimate	Cumulative total	Category
20	Cupar	Craigrothie	A916 & B939	Whole Village	Traffic calming & junction improvements	£ 30,000	£ 30,000	1
19	East Neuk & Landward	Colinsburgh	B942	Main Street	Speed Reduction measures	£ 15,000	£ 45,000	1
20	Cupar	Cupar	A91 Bonnygate	at Provosts Wynd	Gateway improvements	£ 10,000	£ 55,000	1
19	East Neuk & Landward	Pittenweem	Charles Street	Whole length	Speed Reduction measures (speed cushions)	£ 10,000	£ 65,000	1
20	Cupar	Cupar	Brighton Road	existing 30mph	20mph extension with physical measures	£ 25,000	£ 90,000	1
19	East Neuk & Landward	Crail	A917	A917 Anstruther Rd/High St/St Andrews Rd	Speed Reduction measures	£ 20,000	£ 110,000	1
17	Tay Bridgehead	Rural (near Newport)	B946	In front of car park, between two accesses	135m new footway	£ 45,000	£ 155,000	1

**North East Fife Committee Area
Lighting Scheme List 2024-25**

APPENDIX 4

CF	Carried forward from 2023/24
CAT1	For delivery in 2024-25

Ward No.	Ward Name	Town	Street	Location	Scheme Type	Estimate	Cumulative total	Category
18	St Andrews	St Andrews	North Castle, East Scores, The Scores		Lighting	£ 122,400	£ 122,400	CF
17	Tay Bridgehead	Leuchars	Main Street	near Army base	Lighting	£ 134,000	£ 256,400	1
17	Tay Bridgehead	Tayport	Link Road North (Caravan Park)		Lighting	£ 21,000	£ 277,400	1
16	Howe of Fife and Tay Coast	Ladybank	Commercial Road		Lighting	£ 18,000	£ 295,400	1
18	St Andrews	St Andrews	Scooniehill Road Ph1		Combined Lighting/ Footway	£ 87,000	£ 382,400	1
19	East Neuk and Landward	Anstruther	St Andrews Road & access at Waid Academy		Lighting	£ 25,200	£ 407,600	1
19	East Neuk and Landward	Anstruther	Lady Walk, Mayview Ave, March Cres, Shore St Cellardyke		Lighting	£ 78,000	£ 485,600	1
18	St Andrews	St Andrews	Windsor Gdns, Reid Gdns, Aikman Pl		Lighting	£ 45,000	£ 530,600	1
18	St Andrews	St Andrews	Moir Cres, Leonard Gardens, Armit Pl, Doocot Road, Lawhill Gardens, Morton Cres, Carron Place, path 491/158		Lighting	£ 180,000	£ 710,600	1

North East Fife Area Committee
Proposed Bridges & Structures Scheme List for 2024/25

APPENDIX 5

CAT 1	For delivery in 2024-25
--------------	--------------------------------

Ward	Ward Name	Town	Street	Location	Scheme Type	Estimate	Cumulative total	Category
17	Tay Bridgehead	Leuchars	St Bunyan's Place	In front of No 19	Replacement Manhole access to tunnel under A919	£ 10,000	£ 10,000	1
20	Cupar	Ceres	Main Street	Near Kirk Wynd	Retaining Wall Stabilisation	£ 100,000	£ 110,000	1
20	Cupar	Cupar	Riggs Place	Lyneburn	Retaining Wall Stabilisation	£ 250,000	£ 360,000	1

**North East Fife Area
Carriageway Thin Surfacing/Patching Scheme List for 2024-25**

APPENDIX 6

To be funded from Revenue Maintenance Budget

Ward	Ward Name	Town	Street	Location	Indicative Treatment	Estimate	Cumulative Total	Cat
20	Cupar	Rural Road	B939	Craigrothie to Ceres	Patching & Surface Dressing	£ 93,007	£ 93,007	cf
19	East Neuk and Landward	Rural Road	B940	North of Baldinnie Loan to East of Baldinnie	Patching	£ 121,197	£ 214,204	cf
19	East Neuk and Landward	Rural Road	B940	From A915 to Peat Inn	Patching	£ 97,736	£ 311,940	cf
16	Howe of Fife and Tay Coast	Rural Road	A914	Kettlebridge to Balmalcolm	Patching & Surface Dressing	£ 125,302	£ 437,242	cf
19	East Neuk and Landward	Rural	B941	from A915 Largoward to B942	Surface Dressing	£ 39,099	£ 476,341	cf
19	East Neuk and Landward	Rural Road	B941	From Largoward to Peat Inn	Surface Dressing	£ 18,498	£ 494,839	cf
18	St Andrews	St Andrews	Canongate	Mini R/A at Broomfaulds Avenue	Patching	£ 11,924	£ 506,763	2
16	Howe of Fife and Tay Coast	Rural Road	C23	A914 to U108	Patching	£ 126,002	£ 2,134,757	2
17	Tay Bridgehead	Rural Road	C46	Bottomcraig jct to B946	Patching & Surface Dressing	£ 141,813	£ 2,276,570	2
17	Tay Bridgehead	Rural Road	C64	Balmerino Jct to Kirkton Jct	Patching & Surface Dressing	£ 60,088	£ 2,336,658	2
17	Tay Bridgehead	Rural	U087	C46 to Balmerino Jct	Patching & Surface Dressing	£ 67,982	£ 2,404,640	2
18	St Andrews	Rural Road	U049	Strathkinness (High Road) West	Patching & Surface Dressing	£ 116,116	£ 2,520,756	2
19	East Neuk and Landward	Rural Road	U074 West of Colinsburgh	U074 to A917 via Newburn Church	Surface Dressing	£ 49,190	£ 2,569,946	2
17	Tay Bridgehead	Guardbridge	Motray Crescent/ Miltonbank Crescent/ River Terrace	Full length	Thin Surfacing with Pre-patching	£ 54,870	£ 2,624,816	2

28 February 2024

Agenda Item No. 10

Fife Local Area Economic Profiles 2022-23

Report by: Gordon Mole, Head of Business and Employability

Wards Affected: Ward Nos. 16,17,18,19 and 20

Purpose

The purpose of this report is to provide members with an annual overview of the performance of the local economy and labour market in North East Fife. The information presented is intended to provide background and context to council activity within the area and to help inform area committee discussion and decision-making.

Recommendation(s)

It is recommended that Members:

1. Consider and comment on the issues raised from the analysis of the latest available data; and,
2. Recognise the ongoing economic challenges.

Resource Implications

There are no resource implications associated with this report.

Legal & Risk Implications

There are no specific legal and risk implications associated with this report.

Impact Assessment

An Equalities Impact Assessment has not been completed and is not necessary as it does not represent a change to policy.

The Fairer Scotland Duty, which came into force on 1 April 2018, requires the Council to consider how it can reduce inequalities of outcome caused by socio-economic disadvantage when making strategic decisions. The information presented in this report and accompanying presentation provide members with context on inequalities within their committee area and Fife as a whole.

Consultation

Key officers from within Business & Employability, Legal and Finance have been consulted in the preparation of this overview report.

1.0 Background

- 1.1 Appendix 1 provides updated local economic profiles for each of the Council's seven committee areas using the latest available data as of January 2024.
- 1.2 The profiles are based on analyses of a range of labour market and economic data published by external sources that include the Scottish Government and Office of National Statistics (ONS).
- 1.3 The lag in the availability of much data means that the figures provide an opportunity to assess only the initial impact of the cost-of-living and cost-of-doing business crises. In addition, response rates to the ONS Labour Force Survey – the main source of data about employment, unemployment and inactivity – have been falling since the pandemic, making some data at both the Fife and committee area geographies unreliable or unavailable. As in previous years, comparisons are made with pre-pandemic figures to show how Fife's economy is recovering, adjusting and adapting to the persistently challenging conditions.
- 1.4 These profiles and other Fife-wide economic analyses are used to inform a range of strategic planning activities. They informed the development of the new Fife Economic Strategy 2023-30 and similar data will be used to monitor progress in delivering the strategy. The data also informs systematic review of the Plan for Fife.
- 1.5 The information within the profiles is intended to provide members with context and background on policy development and impact at a local and strategic level.

2.0 Wider Economic Perspective

- 2.1 The UK economy has experienced a succession of significant shocks in recent years, firstly from the COVID-19 pandemic and EU exit, and more recently from the onset of the war in Ukraine, conflict in the Middle East, and high rates of inflation.
- 2.2 Although the sharp rise in inflation experienced in 2022 eased over 2023 and inflation is now on a downward trend, it remains considerably higher than in recent years and businesses and households are continuing to adjust to a permanent upward shift in prices alongside the rapid shift to higher interest rates. In addition, the latest economic forecasts indicate that the ongoing reduction in inflation will be gradual, and that inflation will remain above the 2% target until the second half of 2025¹.
- 2.3 Economic growth in both the UK and Scotland has remained subdued and broadly flat since the start of 2022 and growth forecasts remain subdued for 2024, with an expectation that weak global growth, ongoing cost pressures and uncertainty will continue to dampen both consumer spending and business investment.
- 2.4 The labour market however remained resilient during 2023, with low unemployment, a drop in economic inactivity, and a fall in the number of vacancies indicating an easing of the recruitment difficulties companies experienced in 2022. Underlying tightness does remain in the labour market: data from the Business Insights and Conditions Survey indicate that in October 2023, 35.1% of surveyed businesses in Scotland reported difficulties in

¹ Scottish Economic Insights: November 2023, Scottish Government

recruiting employees and 25.4% experienced worker shortages. Worker shortages were most common in the construction and the accommodation and food sectors (38.7% and 37.9% respectively).

- 2.5 In most parts of Fife, employment rates in 2022/23 were above the pre-pandemic 2019 levels. Fife's latest unemployment rate is at a record low (3.4%) and although higher than the Scottish rate (3.2%), the gap is narrower than before the pandemic. Economic inactivity rates have also fallen to 21% after reaching a record high of 26.9% in 2022. Around 32% of those economically inactive in Fife (15,100 people) cited long-term ill-health as the reason for their inactivity.

3.0 Local, Regional & National Developments

- 3.1 The new Fife Economic Strategy 2023-30, which sets out the Fife Partnership's approach to growing a stronger, greener and fairer economy, was approved by Cabinet Committee on 1 June 2023 and endorsed by the Fife Partnership Board on 17 August 2023. The Strategy identifies three priorities where the council's and its partners' economic development and employability activities will be focused over the next seven years:

- Supporting businesses
- Investing in premises and infrastructure
- Delivering skills, training and fair employment.

A fourth priority – Working in Collaboration and Partnership details how the Strategy will be delivered.

- 3.2 Fife's Economic Strategy also commits to taking a Community Wealth Building approach to maximise the local impacts of investment in projects and programmes and to making sure that its interventions support the council's commitment to tackling climate change.
- 3.3 In January 2023, the UK and Scottish Governments announced the designation of the Firth of Forth as one of two Scottish Green Freeports. The successful bid encompasses three key ports on the Forth (Grangemouth, Leith and Rosyth); industrial facilities and logistics centres along the north and south shores of the Firth of Forth; and Edinburgh Airport. Led by Forth Ports, the bid consortium includes: Babcock International, Edinburgh Airport, Falkirk Council, Fife Council, INEOS, Scarborough Muir Group, and City of Edinburgh Council. The Forth Green Freeport's Outline Business Case was submitted to the Scottish and UK Governments on 24 November 2023. It is expected that the Forth Green Freeport designation will not only bring investment and jobs to the proposed sites at Rosyth and Burntisland, but will also bring economic benefits to other parts of Fife.
- 3.4 Work is also ongoing in relation to regional economic partnership arrangements. A review of the Tay Cities Region Economic Strategy is currently underway and the Edinburgh and South East Scotland Regional Prosperity Framework Delivery Plan for 2023/24, which was published in March 2023, sets out four key programmes to deliver the region's ambitions: Green Regeneration; Infrastructure for Recovery and Prosperity; Visitor Economy and Culture; and a Data-Driven Innovation (DDI) Economy.

- 3.5 The University of St Andrews has completed the current phase of investment at the Eden Campus being funded as part of the Tay Cities Region Deal. Design work for an Enterprise Hub at the Campus is underway and an amended legal agreement between Fife Council and the University of St Andrews is being finalised, with the hub scheduled for completion in 2024/25. The University has secured a £2 million grant from the Wolfson Foundation to support the development of a Green Hydrogen Accelerator at the Campus. Plans for the £13 million state-of-the-art facility have been submitted to Fife Council.
- 3.6 The Tay Cities Region Clean Growth Platform was launched in March 2023. This new online platform aims to enable, encourage and accelerate clean growth across the region's economy.
- 3.7 The Tay Cities Digital Skills project was launched in April 2023. The project has been awarded £1.5m of government funding to support regional economic growth and the digital labour market in North East Fife, Perth and Kinross, Angus and Dundee. It is anticipated that the project will support over 180 individuals living in the area to access training in digital and data skills and will engage with over 60 organisations to support their digital skills needs over the next two years.

4.0 Headline Issues & Opportunities: North East Fife*

- 4.1 The average employment rate in the North East Fife committee area in 2022/23 was 81.5%. This was the highest rate in Fife, and considerably higher than the area's pre-pandemic employment rate (66.8%). The area's male employment rate (89.2%) was considerably higher than the female employment rate (75.0%).
- 4.2 The estimated economic inactivity rate in North East Fife fell from 29.7% in 2019 to 18.2% in 2022/23, the second lowest inactivity rate across Fife's seven committee areas and significantly lower than latest (2022/23) rates for Fife (21%) and Scotland (22.6%).
- 4.3 The proportion of the working-age population (16-64 years) claiming out-of-work benefits in North East Fife in 2023 (1.7%) was the lowest in Fife and significantly lower than the overall Fife rate (3.4%).
- 4.4 The percentage of 16-19 year olds participating in education, training or employment in the North East Fife Scottish Parliamentary Constituency Area (95.1%) is the highest in Fife. Although the rate fell in 2021 and 2022, between 2018 and 2023 it increased from 92.7% to 95.1%
- 4.5 The North East Fife UK Parliamentary Constituency Area (UKPCA) has the second highest average resident earnings in Fife (£687.00 per week) but the lowest workplace earnings (£590.20 per week). Consequently the gap between workplace and resident earnings is the highest in Fife. In April 2023, an estimated 17.3% of employee jobs in the UKPCA were paid less than the real living wage. This is less than in April 2019 when an estimated 20.1% of employees in North East Fife were paid less than the real living wage, but is much higher than the April 2023 figures for both Fife (11.7%) and Scotland (10.1%).
- 4.6 In the 3-year period between March 2020 and March 2023, the number of registered businesses in the North East Fife Scottish Parliamentary Constituency Area increased by 5 enterprises (+0.2%). In Fife overall, the number of enterprises fell by -9.3% over the same period. The Parliamentary Constituency Area's business density – there are 374

registered businesses per 10,000 resident adults - is the highest in Fife and almost the same as the Scottish business density (375 businesses per 10,000 resident adults).

- 4.7 The estimated number of jobs in the North East Fife committee area increased by 4.3% from 23,000 to 24,000 in the 3-year period between September 2019 and September 2022.
- 4.8 North East Fife accounts for 37.5% of Fife's employment in Arts, Entertainment and Recreation (1,500 jobs), 36.4% of employment in Accommodation and Food Service Activities (4,000 jobs), 35.7% of jobs in Education (5,000 jobs) and 19% of Fife's employment in Wholesale and Retail Trade (4,000 jobs).
- 4.9 In 2022/23 there were 211 participants from North East Fife on employability programmes commissioned by Opportunities Fife. Currently Fife Council's employability services are working with 69 people in the North East Fife committee area.
- 4.10 St Andrews has the lowest town centre vacancy rates in Fife. Whilst the proportion of town centre retail and service units that were vacant increased in Anstruther and St Andrews between 2019 and 2023, the proportion in Cupar fell from 18.2% to 15.4%.
- 4.11 The University of St Andrews submitted a revised plan to Fife Council for a larger student accommodation block at Albany Park to replace the demolished 1970s accommodation at East Sands and in September 2023, Kingdom Initiatives and the University of St Andrews handed over 22 new affordable homes at The Grange in St Andrews as the first phase of a new 'university village' complex. The pioneering project at The Grange will offer affordable housing for postgraduate students and university staff. Both developments are part of the University's wider investment initiative to provide purpose-built student accommodation and reduce pressure on the local housing market.
- 4.12 Scotch Whisky Investments took ownership of the former site of Smith Anderson's St John's Works in Falkland where it proposes to construct the global headquarters of its company.
- 4.13 The number of people visiting St Andrews during 2022 increased by 85.7% compared with the previous year, and the town received +2.9% more visitors than it did in 2019. The 150th Open Golf Championship in July 2022 attracted a record 290,000 fans to St Andrews, brought in £106m and generated over £300m in economic benefit for Scotland – the greatest economic impact in the history of the tournament.
- 4.14 The number of people visiting the rest of North East Fife (excluding St Andrews) increased by 39.8% between 2021 and 2022, with visitor numbers returning to 92.8% of the 2019 pre-pandemic figure.
- 4.15 St Andrews Business Improvement District (BID) organised a large-scale public art trail in St Andrews and along the North East Fife Coast titled 'Scotties by the Sea'. Decorated by local artists and communities, more than 30 giant Scottie dog sculptures formed a free 10-week art trail of discovery which was promoted by Welcome to Fife between September and November 2023.

[* Note: Figures are given for the North East Fife Council Committee Area unless otherwise stated. Where data are not available at this level, figures are given for the North East Fife UK Parliamentary Constituency Area (UKPCA) or Scottish Parliamentary Constituency Area (SPCA). Data on the volume and value of visitors are given for the areas covered by the St Andrews Local Tourist Association and North Fife and East Neuk Local Tourism Associations.]

END

List of Appendices

1. Fife Local Area Economic Profiles 2022-2023

Background Papers

- [Fife's Economic Strategy 2023-30](#)
- [Scottish Economic Insights: November 2023](#), Office of the Chief Economic Adviser, Scottish Government
- [Business Insights and Conditions Survey weighted Scotland estimates: data to wave 95](#)
- Edinburgh and South East Scotland [Regional Prosperity Framework 2021-2041](#) and [Delivery Plan & Prospectus 2023/24](#)

Author / Contact:

Peter Corbett, Lead Officer (Economy)
Fife Council Business & Employability Service
Fife House, North Street Glenrothes KY7 5LT
Email: Peter.Corbett@fife.gov.uk

Fife Local Economic Profiles 2022-2023

This profile provides an overview of the characteristics and performance of Fife’s labour market and business base. It also provides a summary of the business support activity carried out by Fife Council in 2022/23. The profiles are based on a range of publicly available socio-economic data. Whilst many of the data have a time lag, the figures presented are the most up-to-date available at the time of writing (January 2024).

Unless otherwise stated, the data are broken down to the areas covered by each of Fife Council’s seven [Local Area Committees](#).

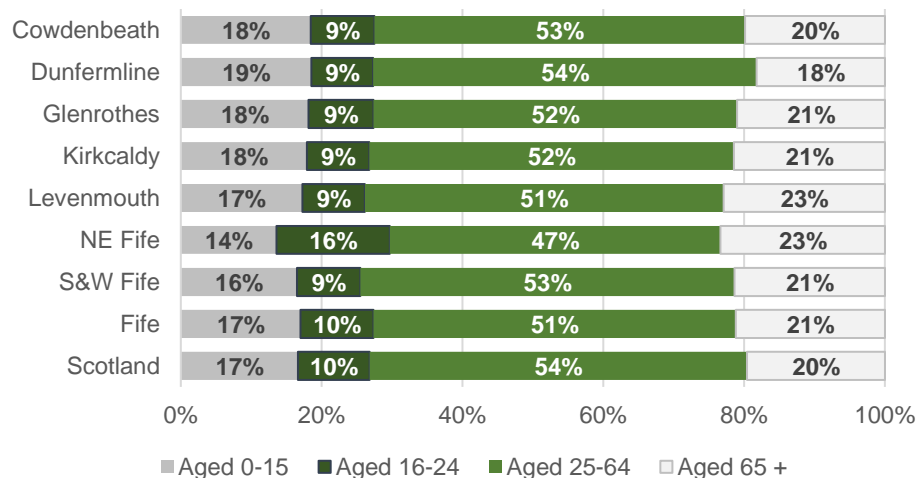
Fife’s Labour Market

Population

Figure 1: Mid-2021 Population Estimates - Fife & Local Area Committee Geographies

Cowdenbeath Area	City of Dunfermline	Glenrothes Area	Kirkcaldy Area	Levenmouth	North East Fife	South & West Fife	Fife
41,768	60,597	49,805	60,462	37,902	74,690	49,506	374,730

Figure 2: Population Structure - Local Committee Areas, Fife, Scotland Mid-2021



Around 374,730 people live in Fife, 6.8% of Scotland’s population (Figure 1). Looking at the population structure of Fife and its committee areas (Figure 2):

- Fife has a smaller proportion of its population of working age (aged 16-64 years) than Scotland as a whole – 61.8% of its population are of working age compared with 64% of Scotland’s population.
- Levenmouth has the smallest proportion of people of working age (60%).
- North East Fife and Levenmouth have the highest proportions of people aged over 65 (23%) whilst Dunfermline has the lowest (18%).
- North East Fife has the largest proportions of people who are of working age (63%) and the lowest proportion of children (14%).
- North East Fife also has the largest proportion of people aged 16-24 years (16%) and the lowest proportion aged 25-64 years (47%).

Source: Mid-2021 Electoral Ward Population Estimates, National Records of Scotland. Note: Mid-Year Population Estimates for 2022 are due for release in early 2024.

Employment

Figure 3: Employment Rates, 2022/23

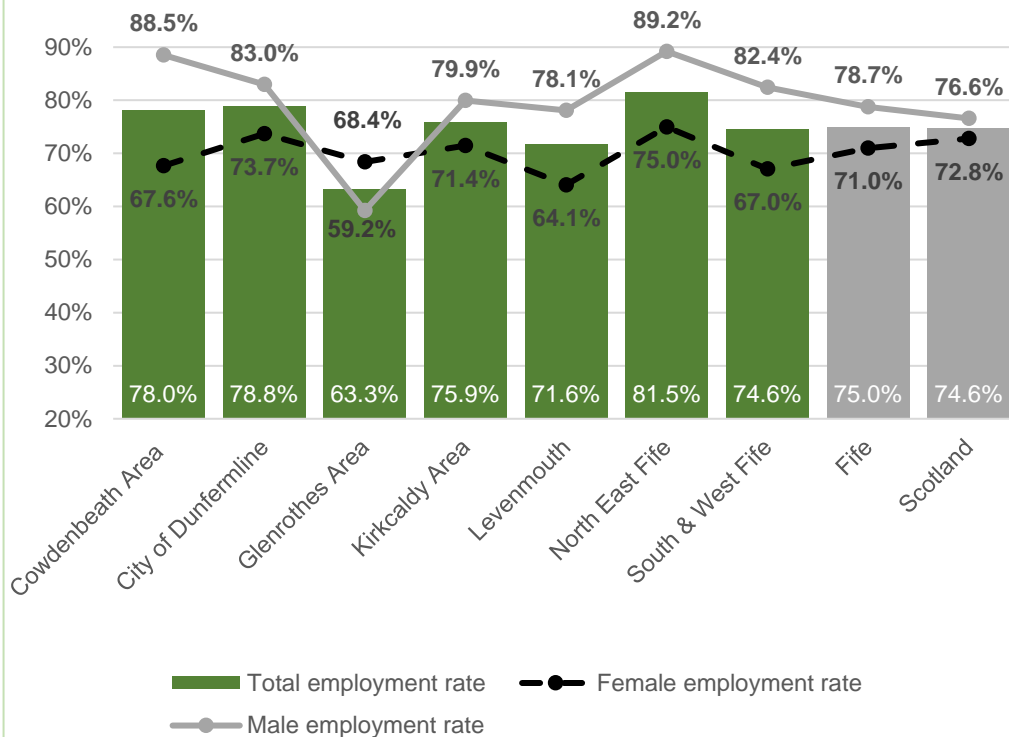
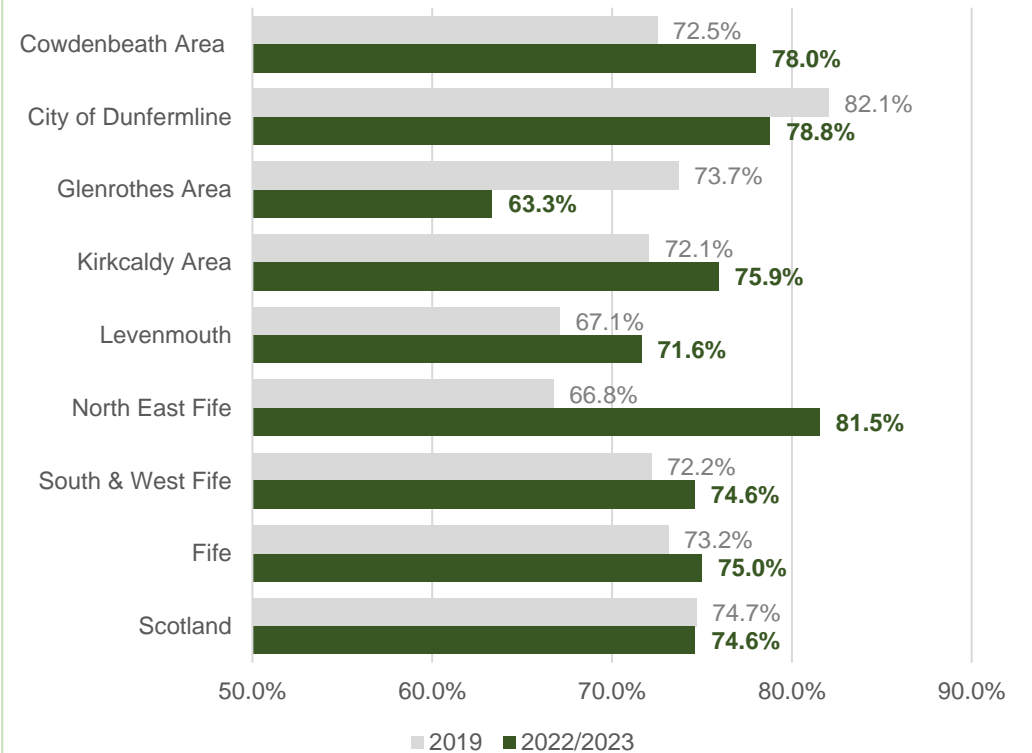


Figure 4: Employment Rate Change 2019-2022/23



Latest Employment Rates*:

North East Fife’s employment rate (81.5%) in 2022/23 was the highest in Fife (Figure 3).

The employment rates in the Glenrothes Area and Levenmouth were considerably lower than the Fife and Scottish rates.

The Glenrothes Area’s employment rate was the lowest of all the committee areas in Fife (63.3%). This was also the only part of Fife where the female employment rate was higher than the male employment rate (Figure 3).

Source: ONS Annual Population Survey, 2019 and 2022/23 Average Rates.

Note: *employment rate = the percentage of the working age populations (aged 16-64) who are in employment. As these employment estimates are obtained from a national survey, they are based on a sample rather than the entire population which means they are subject to uncertainty. In addition, rates for committee areas should be viewed with caution due to small sample sizes at this geographic level. Because of this, averages of the rates for 2019 and 2022/23 are given.

Employment Rate Change:

In most parts of Fife, employment rates in 2022/23 were above the pre-pandemic 2019 levels (Figure 4).

Dunfermline and the Glenrothes Area were the only areas where average employment rates in 2022/23 were lower than in 2019.

North East Fife and the Cowdenbeath Areas saw the greatest increases in employment rates.

Source: ONS Annual Population Survey, 2019 and 2022/23 Average Rates.

Note: As these employment estimates are obtained from a national survey, they are based on a sample rather than the entire population which means they are subject to uncertainty. In addition, rates for committee areas should be viewed with caution due to small sample sizes at this geographic level. Because of this, averages of the rates for 2019 and 2022/23 are given.

Unemployment

Figure 5: Unemployment in Fife, Scotland and Great Britain

	2019/20	2020/21	2021/22	2022/23
Fife (number of people)	7,100	8,700	6,600	6,100
Fife (%)	4.1%	5.1%	3.9%	3.4%
Scotland (%)	3.4%	4.7%	3.4%	3.2%
Great Britain (%)	3.9%	5.0%	3.8%	3.8%

The latest unemployment figures for Fife are for the 12 months to June 2023.

Between 2019/20 and 2020/21 Fife's unemployment rate increased from 4.1% to 5.1% as an estimated additional 1,600 people became unemployed during the Covid-19 pandemic.

Fife's unemployment rate fell in the following two years and the latest rate is at a record low (3.4%) with an estimated 1,000 fewer people unemployed than prior to the pandemic in 2019/20.

Although Fife's latest unemployment rate is higher than the Scottish rate (3.2%), the gap is narrower than before the pandemic.

Source: ONS Annual Population Survey, model-based estimates of unemployment, 12 months to June 2020, 2021, 2022 and 2023.

Note: Numbers and percentages are for those aged 16 and over who are without a job but who are looking for and available to start work. The unemployment rate is the proportion of the economically active population who are unemployed. Unemployment figures are not shown below the Fife level as sample sizes are too small for reliable estimates.

Figure 6: Percentage of the working-age population who are economically inactive - Fife & Scotland

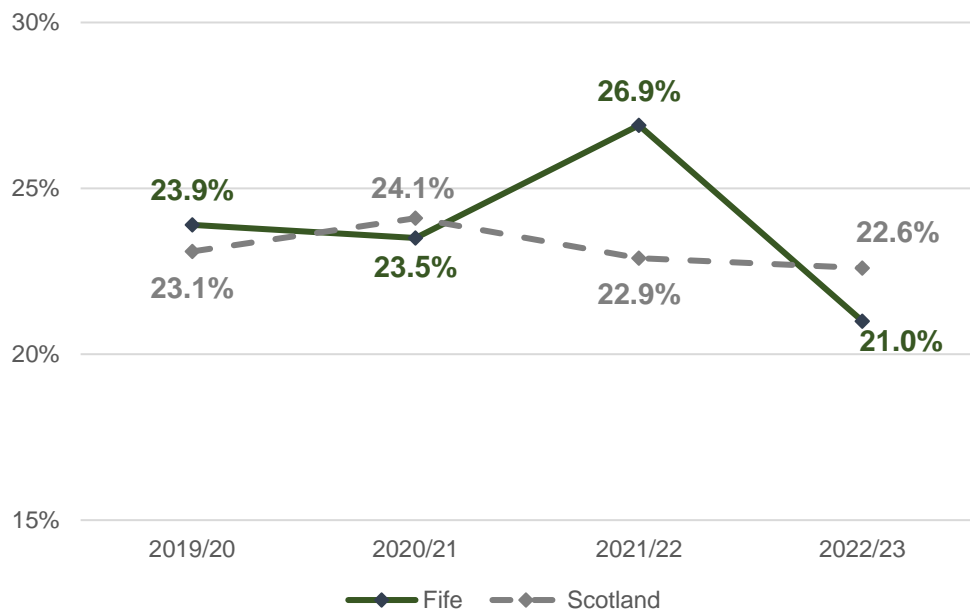
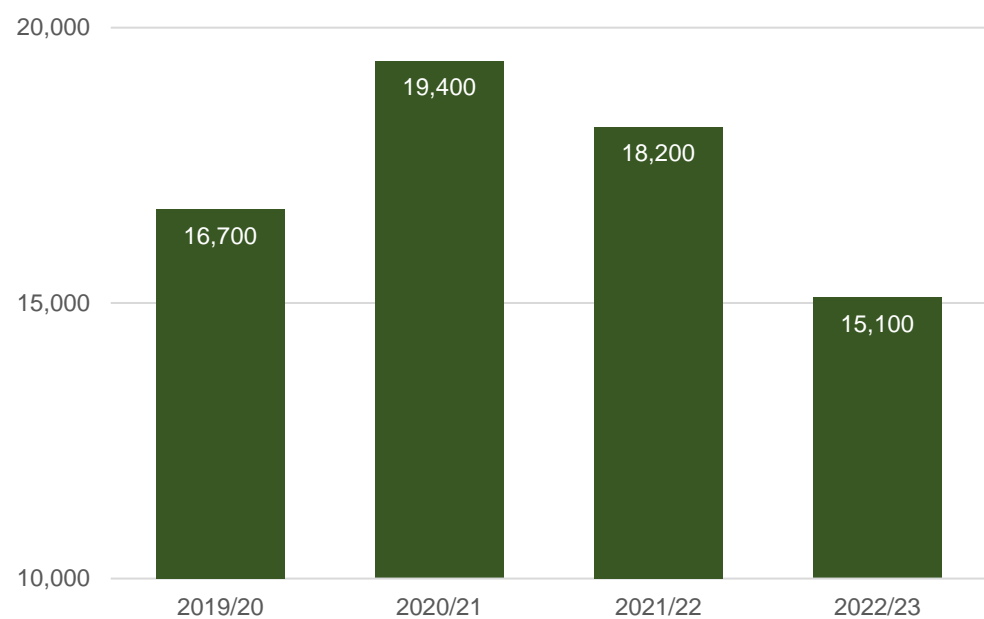


Figure 7: Number of people in Fife economically inactive due to long-term ill-health



Economic Inactivity in Fife:

A fifth (21.0%) of Fife’s working aged population (people aged 16-64) was economically inactive in the 12 months to June 2023 - that is they were neither in employment nor actively seeking a job. This represents an estimated 47,000 people.

Fife’s inactivity rate was lower than the Scottish rate (22.6%) for the same period, and also lower than the record high rate recorded in Fife the year before (26.9%), the highest rate recorded in the times-series of this data (which goes back to 1999). It was also lower than prior to the Covid-19 pandemic in 2019/20 (23.9%) (Figure 6).

Long term ill-health is the reason 32% of those who are economically inactive in Fife (an estimated 15,100 people) gave for not being in employment or seeking a job. Other reasons included being a student (24.7%), looking after the family/home (19.8%) and being retired (10.8%).

Source: ONS Annual Populations Survey, July – June 2019/20, 2020/21, 2021/22 and 2022/23.

Note: Those who are economically inactive are people aged 16 and over without a job who have not sought work in the last four weeks and/or who are not available to start work in the next two weeks, ie they are neither employed nor unemployed.

Figure 8: Proportion of the working age population who were economically inactive (economic inactivity rate) 2022/23

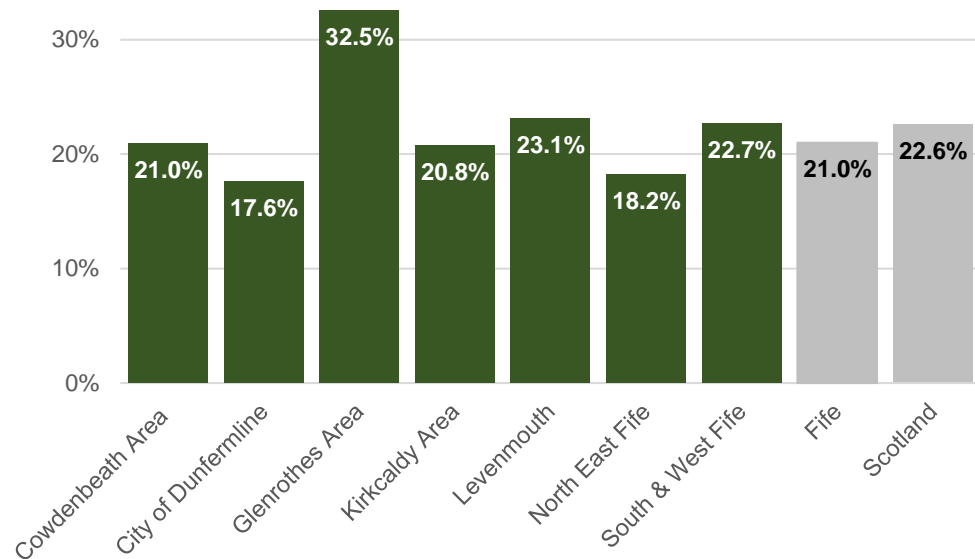
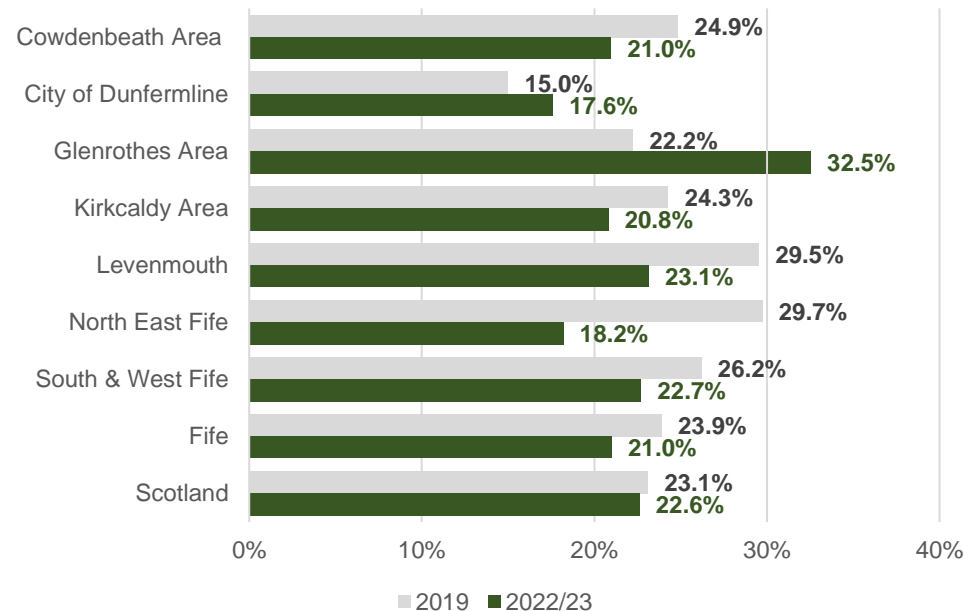


Figure 9: Change in economic activity rates 2019 - 2022/23



Between 2019 and 2022/23, the Glenrothes Area and Dunfermline saw increases in the proportion of their populations who were economically inactive. In all other parts of Fife inactivity rates fell (Figure 9).

Dunfermline, the Kirkcaldy Area and North East Fife are the only areas whose latest economic inactivity rate is lower than both the Fife and Scottish rates (Figure 8). Dunfermline has the lowest rate of inactivity in Fife.

The Glenrothes Area has the highest economic inactivity rate (32.5%) followed by Levenmouth and South & West Fife.

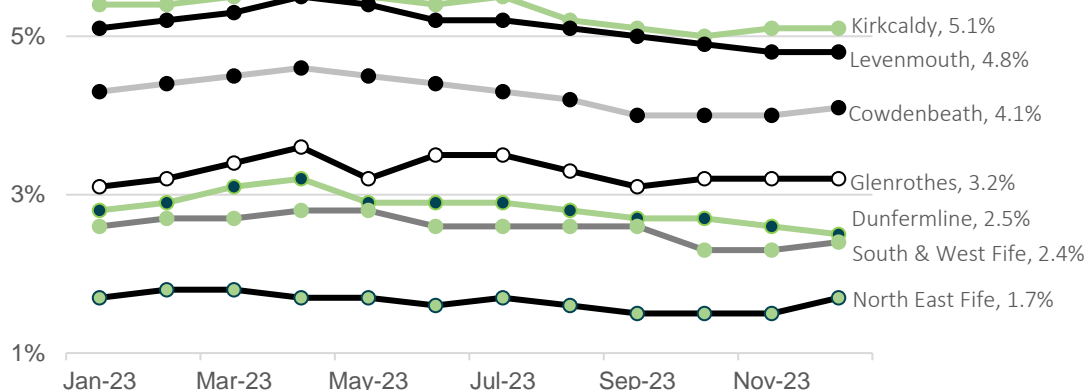
Due to small sample sizes at committee area levels, all these figures should be viewed with caution.

Source: ONS Annual Populations Survey, Jan-Dec 2019 and 2022/23

Note: Those who are economically inactive are people aged 16 and over without a job who have not sought work in the last four weeks and/or who are not available to start work in the next two weeks, ie they are neither employed nor unemployed. Economic inactivity rates for committee areas should be viewed with caution due to small sample sizes at this geographic level. Because of this, for the committee areas, averages of the rates for 2019 and 2022/23 are given; the rates for Fife and Scotland are for the 12 months to June 2023.

People Claiming Out-of-work Benefits

Figure 10: Claimant rates – Fife Area Committees, Jan- Dec 2023



North East Fife has the lowest rate of people claiming out-of-work benefits of all the area committees (Figure 10).

The Kirkcaldy Area and Levenmouth have the highest claimant rates and numbers; this has been the case for some time.

All claimant rates in Fife increased significantly in 2020 following the onset of the Covid-19 pandemic and remained considerably higher than pre-pandemic levels until they started to fall in April 2021. Over the past 12 months, rates have remained fairly stable, increasing a little in mid-2023 before falling again.

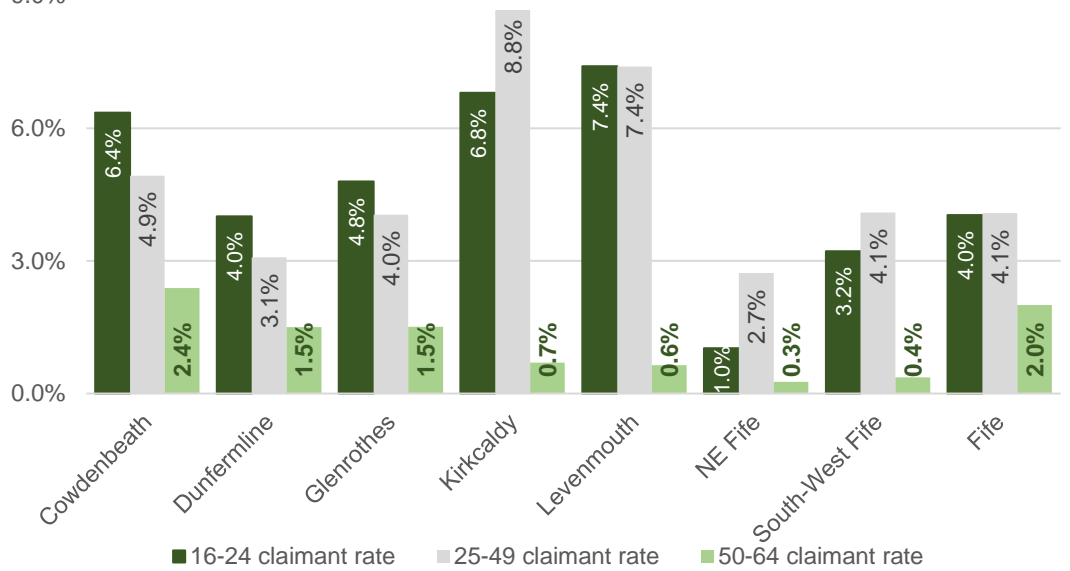
In all parts of Fife, apart from in North East Fife, the average number of claimants and claimant rates for 2023 (Jan to Dec) were lower than in 2019 (Figure 11); in Scotland the number of claimants rose.

Source: ONS Claimant Count, Jan-Dec 2023. Note: The claimant rate is the percentage of working age (16-64yrs) residents claiming out-of-work benefits.

Figure 11: Claimant count and rate change 2019 to 2023

	2019		2023		Change in Rate	Change in Count
	Rate	Claimant Count	Rate	Claimant Count		
Cowdenbeath	5.1%	1,328	4.3%	1,108	0.9%	-220
Dunfermline	3.3%	1,213	2.8%	1,045	0.5%	-168
Glenrothes	3.6%	1,108	3.3%	1,002	0.3%	-106
Kirkcaldy	5.5%	2,002	5.3%	1,949	0.1%	-53
Levenmouth	6.4%	1,450	5.1%	1,159	1.3%	-291
North East Fife	1.7%	762	1.7%	761	0.0%	-1
South & West Fife	2.7%	836	2.6%	801	0.1%	-35
All Fife	3.8%	8,753	3.4%	7,878	-0.4%	-876
Scotland	3.1%	108,093	3.1%	109,523	0.0%	+1,431

Figure 12: Claimant rates by age – 2023



In Dunfermline and the Cowdenbeath and Glenrothes Areas, 16-24 year olds have the highest rate of people claiming out-of-work benefits of the three main age groups.

North East Fife has the lowest claimant rates for all age groups and has particularly low rates in its 16-24 and 50-64 age groups.

The Cowdenbeath Area has the highest claimant rate for people aged over 50.

In the Kirkcaldy Area, the 25-49 age group's claimant rate is considerably higher than the other age groups in the area and is the highest rate of all age groups in Fife.

Source: ONS Claimant Count, Jan-Dec 2023 average rates

Qualifications of Working Age Population

Figure 13: Qualifications - Fife & Scotland 2022	Fife	Scotland
% of working age population with RQF 4+ (HNC, Advanced Higher)	54.0%	54.2%
% of working age population with no formal qualifications (RQF)	7.7%	8.0%

Just over half of Fife's working age population has a qualification equal to or higher than an HNC or Advanced Higher.

Fife has a smaller proportion of its working age population with no formal qualifications (7.7%) than Scotland as a whole (8.0%).

The ONS has changed the way it collects qualifications data, so comparisons cannot be made with previous years. Reliable figures are also not available for separate age groups or below the Fife geographic area due to small sample sizes.

Source: ONS Annual Population Survey, Jan-Dec 2022

Note: Regulated Qualifications Framework (RQF) level 4 = SCQF Level 6 (HNC, Advanced Higher or equivalent). No qualifications = no formal qualifications held.

Figure 14: School Leaver Destinations and Attainment 2021/22

	Fife	Scotland
Percentage of school leavers achieving a positive initial destination*	94.8%	95.7%
Percentage of school leavers achieving a positive follow-up destination*	92.1%	93.5%
Percentage of school leavers achieving 1+ SCQF Level 5 or better	81.4%	86.4%
Percentage of school leavers achieving 1+ SCQF Level 6 (Higher) or better	54.6%	61.3%

94.8% of Fife's 2021/22 school leavers achieved a positive initial destination*.

This was higher than the year before, when 93.9% of leavers achieved a positive initial destination, slightly higher than prior to the pandemic when 94.4% of 2018/19 school leavers gained a positive initial destination and the highest proportion in the time-series of this dataset (which goes back to 2009/10)

The proportion of leavers in a positive destination in April 2023, 9 months after the end of the school year increased to 92.1% and was also the highest proportion in the time-series of this dataset.

The gaps between the Fife and Scottish initial and follow-up rates both narrowed after widening in the previous two years.

The percentages of 2021/22 school leavers achieving at least one Higher was lower than the previous year and Fife's attainment figures remain lower than those for Scotland as a whole.

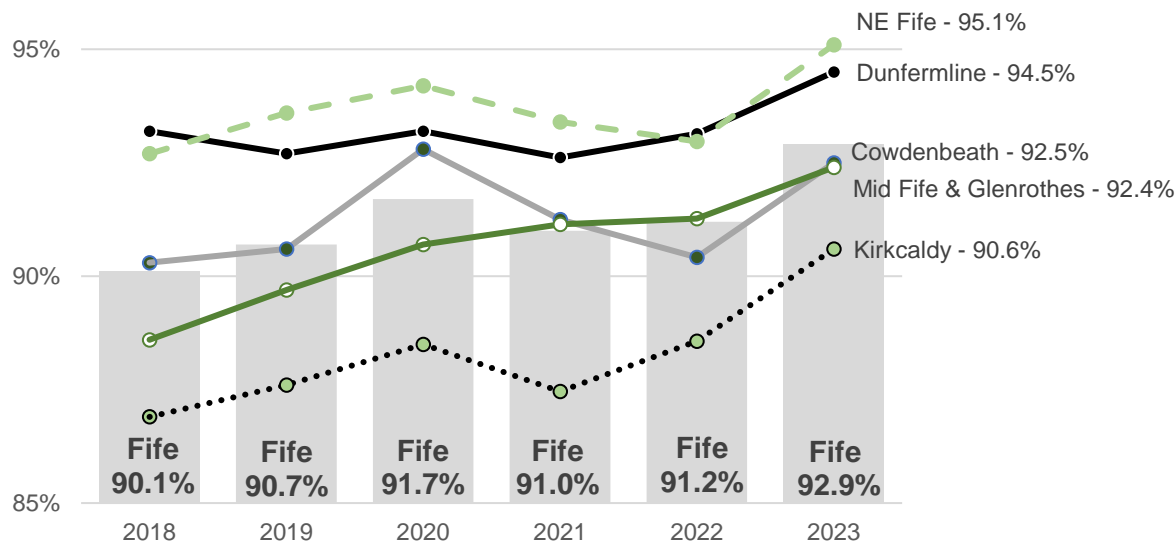
Source: Scottish Government, Summary Statistics for Attainment and Initial Leaver Destinations and Summary Statistics for Follow-up Leaver Destinations, No 5: 2023 Editions.

Note: * A young person is deemed to be in a positive destination when they are actively engaged with an organisation for the purpose of learning, training or work (work includes volunteering).

Figure 15: Percentage of 16–19 year olds participating in education, training or employment 2018-2023 - Fife and Scotland

Year	Fife					Scotland				
	16-19 year olds	16-year olds	17-year olds	18-year olds	19-year olds	16-19 year olds	16-year olds	17-year olds	18-year olds	19-year olds
2018	90.1%	98.7%	93.5%	86.8%	82.3%	91.8%	98.9%	94.6%	89.9%	84.5%
2019	90.7%	99.1%	93.6%	88.2%	82.2%	91.6%	99.0%	94.8%	89.1%	83.9%
2020	91.7%	98.6%	94.5%	89.6%	84.1%	92.1%	99.0%	95.0%	90.4%	84.1%
2021	91.0%	99.0%	92.6%	87.1%	85.0%	92.2%	99.1%	94.3%	89.4%	85.4%
2022	91.2%	99.0%	94.4%	88.7%	82.1%	92.4%	99.3%	95.7%	89.8%	84.2%
2023	92.9%	99.1%	95.3%	89.6%	87.2%	94.3%	99.2%	96.1%	92.6%	88.9%

Figure 16: Percentage of 16-19 year olds participating in education, training or employment 2018-2023 by Scottish Parliamentary Constituency Areas (SPCAs)



In 2023, Fife saw the proportion of its 16-19 year olds participating in education, training or employment increase to 92.9%, the highest level recorded*. (Figure 15).

Fife's largest increase in participation between 2018 and 2023 was in the 19-year-old age group (Figure 15).

Fife's participation rates are lower than the Scottish rates. In 2023, the gap narrowed for 16, 17 and 19 year-olds, but widened for 18-year olds.

All parts of Fife saw participation increase between 2022 and 2023. The participation rates in the Cowdenbeath, Mid-Fife & Glenrothes and Kirkcaldy Scottish Parliamentary Constituency Areas are below the rate for Fife as a whole (Figure 16).

Source: Skills Development Scotland, Annual Participation Measure of 16–19-year-olds in Scotland, 2023.

Note: *Data for the Annual Participation Measure goes back to 2016.

Employability Support

Figure 17: Participants* on programmes commissioned by the Opportunities Fife Partnership by age 2022/23

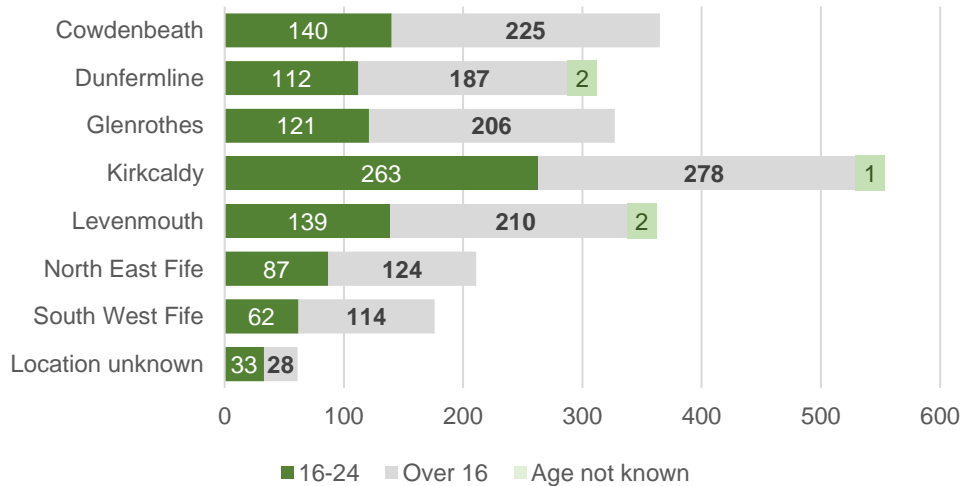
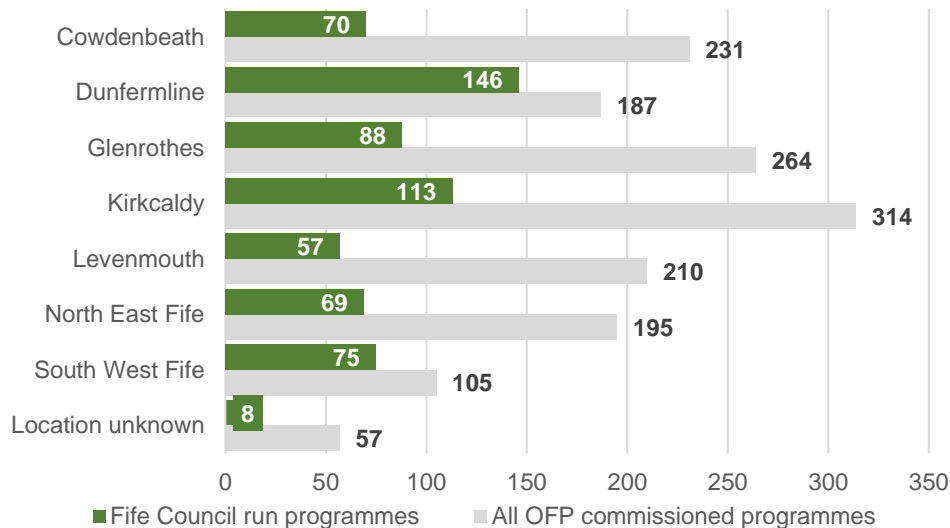


Figure 18: Participants* on employability programmes 2023/24



In 2022/23, there were **2,334 participants*** (1,429 people) on **employability programmes commissioned by the Opportunities Fife Partnership** (Figure 17). This was fewer than in the previous year as 2022/23 was a transition year, with EU-funded projects winding down and new projects starting to get off the ground.

60% of people went on to employment in 2022/23, a much higher proportion than in previous years.

The largest number of participants were resident in the Kirkcaldy Area (542) followed by the Cowdenbeath Area (365), Levenmouth (351) and Glenrothes Area (327).

41% of participants were aged between 16-24 years. The areas with the highest proportion of participants aged 16-24 years were the Kirkcaldy Area (48.5%), North East Fife (41.2%), Levenmouth (39.6%) and the Cowdenbeath Area (38.4%).

By the end of Q2 2023/24, there were **1,563 participants*** on **projects commissioned by the Opportunities Fife Partnership** (Figure 18).

626 of participants were on programmes run by the council's Employability Services (Figure 18). Dunfermline had the largest number of participants on council-run programmes (146) followed by the Kirkcaldy Area (113).

Source: Fife Council

Note: * the number of participants on employability programmes is higher than the total number of unique participants due to individuals participating in more than one programme.

Employability Support Activities:

UK Shared Prosperity Funding helped extend the No One Left Behind delivery priorities in 2022/23 based on need and the performance of existing providers. The commissioning approach for 2023 -2025 has been agreed by the Opportunities Fife Partnership and Fife Council.

The 21st **Fife Business Diversity Awards** took place in December 2023 recognising and celebrating the achievements of individuals, employers and employability providers in ensuring that people from all backgrounds are able to fulfil their work ambitions.

The total number of **Modern Apprenticeship** (MA) starts in Fife fell very slightly (by 6 people or -0.5%) after significantly increasing the year before. 72.9% of Fife's MAs completed their training in 2022/23, a higher rate than in 2021/22 (72%). There were 371 MA starts in Q1 of 2023/24. This is 38% (+103) higher than the same point last year (268).

The Employability Team supported **103 Modern Apprenticeships** across various Services within Fife Council and **146 Foundation Apprenticeships** (FAs) in the Education & Children's Services and Health & Social Care Directorates. Positive feedback was received from participants and school staff on the new one-year FA delivery model introduced in 2022/23 and this model is being continued in 2023/24.

Funding from Fife Council's allocation from the Scottish Government's Local Authority COVID Economic Recovery (LACER) fund was used to help establish **Midfield Skills and Development Centre** in Kirkcaldy as a training hub for Mid-Fife, with work ongoing to replicate this model in the West of Fife.

Fife Council's Culture of Enterprise Programme

Figure 19: Participation in Fife Council's Culture of Enterprise (CoE) Programme, 2022/23

Number of different CoE activities in which schools participated	7	9	8	7	5	5	6	
Instances of pupil engagement with CoE activities 2022/23*	2,825	15,211	4,058	7,950	6,078	6,375	11,885	
<i>Instances of pupil engagement with CoE activities 2021/22*</i>	<i>11,293</i>	<i>30,680</i>	<i>13,679</i>	<i>6,835</i>	<i>12,452</i>	<i>8,990</i>	<i>28,123</i>	

As in 2021/22, Dunfermline had more instances of pupil engagement with the council's Culture of Enterprise (CoE) activities than any other committee area followed by South & West Fife.

In 2022/23 there was a significant fall in pupil registrations for virtual CoE programmes due to decreased teacher capacity. The number of instances of pupil engagement was however still higher than in 2020/21 (22,148).

The CoE initiative delivered a **Food, Drink, Hospitality and Tourism Takeover Event** in January 2023 in partnership with Fife College, Developing the Young Workforce Fife, the Royal Highland Education Trust, Springboard, Food from Fife and local businesses. The event, attended by one hundred S2 pupils, was designed to encourage more young people to consider a career within the tourism and hospitality sectors.

There were 92 downloads of the CoE '**Race to Zero**' game (entrepreneurial and net zero skills video game); ten pupils from Bell Baxter High School completed a **heat pump construction project** which included a site visit to the University of St Andrews Guardbridge facility; and eight Fife schools won awards at the **Social Enterprise Academy Schools Awards**.

Source: Fife Council – Economic Development.

Note: * Instances of pupil engagement = the number of pupils participating multiplied by the number of weeks they were involved in the programme (discounting school holidays).

Earnings

Resident earnings represent the average earnings of people who live in the area, but do not necessarily work in the area. Workplace earnings are the average earnings of those who work in the area, but do not necessarily live there.

The Dunfermline & West Fife parliamentary constituency has both the highest resident and highest workplace earnings. This is the only part of Fife where average resident earnings are higher than Scottish average earnings (Figure 20).

The Glenrothes constituency has the lowest average resident earnings in Fife, and North East Fife the lowest average workplace earnings. North East Fife's workplace earnings are £96.80 lower than its resident earnings.

The proportion of employee jobs with hourly pay below the real living wage fell between 2021 and 2023 to its lowest level – 11.7% – although this rate is still higher than the Scottish rate (10.1%) (Figure 21).

Source: ONS Annual Survey of Hours and Earnings.

Notes: Estimates below the Fife level should be viewed with caution due to small sample sizes. As the data is based on PAYE it does not include the self-employed. Median weekly earnings = the median gross weekly pay for full-time workers. The estimates in Figure 21 for Fife's Parliamentary Constituency Areas are considered to be 'acceptable' rather than precise; those shown as N/A are considered unreliable for practical purposes.

Figure 20: Median Weekly Earnings, April 2023: UK Parliamentary Constituency Areas, Fife & Scotland



Figure 21: Percentage of employee jobs with hourly pay below Living Wage Foundation Rates

Area/Parliamentary Constituency	Apr-19	Apr-20	Apr-21	Apr-22	Apr-23
Dunfermline & West Fife	21.6%	12.1%	19.9%	N/A	N/A
Glenrothes	15.9%	14.2%	15.2%	13.4%	N/A
Kirkcaldy & Cowdenbeath	18.6%	14.5%	13.2%	N/A	15.2%
North East Fife	20.1%	21.4%	18.9%	N/A	17.3%
Fife	18.9%	14.9%	16.8%	12.5%	11.7%
Scotland	16.8%	15.1%	14.5%	9.4%	10.1%

Fife's Business Base & Key Sectors

Figure 22: Number of Enterprises 2023: Scottish Parliamentary Constituency Areas (SPCAs), Fife & Scotland

	Cowdenbeath SPCA	Dunfermline SPCA	Kirkcaldy SPCA	Mid Fife & Glenrothes SPCA	North East Fife SPCA	Fife	Scotland
Number of Enterprises March 2023	1,505	1,865	1,630	1,570	2,415	8,980	171,350
Percentage of Fife Total	16.8%	20.8%	18.2%	17.5%	26.9%	-	
Change 2020-2023	-425	-155	-275	-60	+5	-920	6,345
Percentage Change 2020-2023	-22.0%	-7.7%	-14.4%	-3.7%	+0.2%	-9.3%	3.6%

Change in Number of Businesses 2020-2023:

Between March 2020 and March 2023, the number of enterprises in Fife fell by 920 businesses or -9.3%. This followed a period of sustained growth between 2015 and 2020. The number of businesses fell in all parts of Fife between 2020 and 2021; between 2021 and 2022, Mid Fife & Glenrothes and NE Fife both saw business numbers increase while the other SPCAs saw numbers continue to fall; between 2022 and 2023, the North East Fife SPCA was the only part of Fife to see numbers increase.

Cowdenbeath SPCA saw the largest fall between 2020 and 2023 (425 businesses or -22.0%); North East Fife saw business numbers increase overall (5 more businesses or +0.2%).

The highest decrease in numbers (-945 businesses) was within the micro (0-9 employees) size band. Mid Fife & Glenrothes and North East Fife both saw a fall in the number of medium-sized businesses (Figure 23 below).

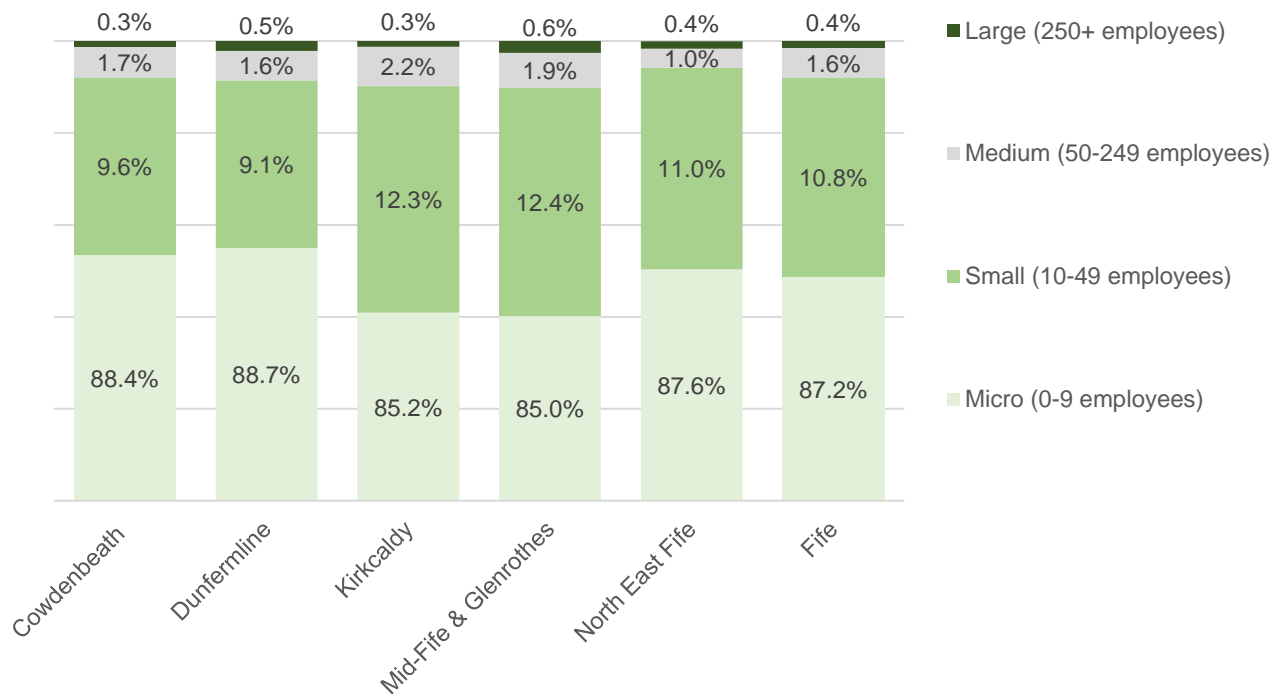
Source: ONS UK Business Counts, 2023.

Note: The number of enterprises registered for VAT and/or PAYE that were live on 10 March 2023. Does not therefore include unregistered enterprises (sole traders and partnerships) who are not VAT and/or PAYE registered. As all numbers are rounded to the nearest zero or 5, all zeros are not necessarily true zeros, numbers below 10 should be viewed with caution and the Fife totals may not equal the sum of the five Fife SPCA figures.

Figure 23: Change in the number of enterprises by Scottish Parliamentary Constituency Area (SPCA) and Size 2020-2023

	Cowdenbeath SPCA		Dunfermline SPCA		Kirkcaldy SPCA		Mid Fife & Glenrothes SPCA		North East Fife SPCA		Fife	
	2023	Change 2020-23	2023	Change 2020-23	2023	Change 2020-23	2023	Change 2020-23	2023	Change 2020-23	2023	Change 2020-23
Micro (0 to 9 employees)	1,330	-430	1,655	-170	1,385	-275	1,335	-65	2,115	0	7,825	-945
Small (10 to 49 employees)	145	+5	170	+10	200	-10	195	+10	265	+15	970	+20
Medium (50 to 249 employees)	25	0	30	0	35	+5	30	-5	25	-5	145	-5
Large (250+ employees)	5	0	10	+5	5	0	10	0	10	0	35	0

Figure 24: Proportion of businesses by size - 2023



Businesses by Size:

Kirkcaldy and the Mid-Fife and Glenrothes Scottish Parliamentary Constituency Areas have the highest proportions of small, medium, and large businesses (Figure 24).

Dunfermline SPCA has the highest proportion of micro businesses (88.7%) followed by Cowdenbeath (88.4%) and North East Fife (87.6%).

Source: UK Business Counts, 2023.

Note: The number of VAT and/or PAYE registered enterprises that were live on 10 March 2023. Does not therefore include unregistered enterprises (sole traders and partnerships) who are not VAT and/or PAYE registered. As all numbers are rounded to the nearest zero or 5, all zeros are not necessarily true zeros, numbers below 10 should be viewed with caution and the Fife totals may not equal the sum of the five Fife SPCA figures.

In 2023, Fife had a business stock rate, or business density, of 289 registered businesses per 10,000 resident adults (aged 16+) compared with 375 businesses per 10,000 adults in Scotland as a whole (Figure 25)

The North East Fife Scottish Parliamentary Constituency Area (SPCA) is the only part of Fife with an overall business density above the Fife rate. It has a much higher density of micro and small businesses than the rest of Fife.

The Dunfermline SPCA has the second highest density of micro businesses and Mid-Fife and Glenrothes has the second highest density of small

Cowdenbeath and Kirkcaldy SPCAs have the lowest business densities in Fife. Both areas would need a 50% increase in the number of registered businesses (746 and 791 additional businesses respectively) to reach the Scottish business density. The Cowdenbeath SPCA has the lowest rate of micro

Source: ONS Business Counts 2023 and National Records for Scotland Mid-2021 Population Estimates.

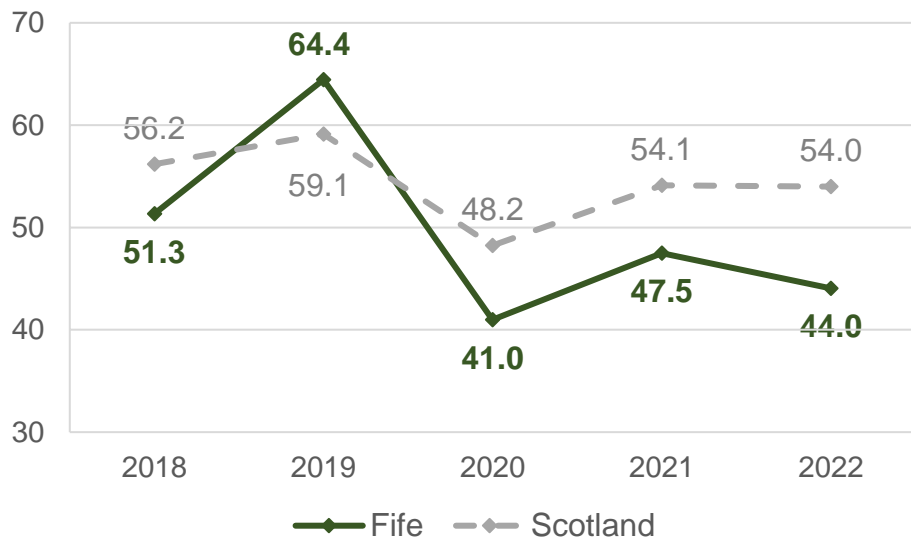
Note: These figures do not include unregistered enterprises (sole traders and partnerships who are not VAT and/or PAYE registered).

Figure 25: Number of registered businesses per 10,000 resident adults by enterprise size

Area	Micro (0-9 employees)	Small (10-49 employees)	Medium (50-249 employees)	Large (150+ employees)	All sizes
Cowdenbeath SPCA	222	24	4	1	251
Dunfermline SPCA	256	26	5	2	288
Kirkcaldy SPCA	215	31	5	1	253
Mid-Fife & Glenrothes SPCA	233	34	5	2	274
NE Fife SPCA	328	41	4	2	374
Fife	252	31	5	1	289
Scotland	328	40	6	2	375

Business Births

Figure 26: Business start-ups per 10,000 working age adults (16-64 years) 2018-2022



In 2022, both the number of new business start-ups and the business start-up rate in Fife fell after increasing the previous year.

A total of 1,020 new businesses started up in 2022, 80 or 7.3% less than in 2021.

In Scotland as a whole, the number of business births fell by only 0.2%.

The gap between Fife's start-up rate and that for Scotland as a whole increased in 2022 after narrowing the previous year (Figure 26).

Source: ONS Business Demography, UK (2022).

Note: These figures do not include unregistered enterprises (sole traders and partnerships who are not VAT and/or PAYE registered). They should be viewed with caution as they include registered holding companies and duplicate bank accounts.

Business Survival Rates

Figure 27: Survival of New Start Businesses 2022

	Percentage of businesses surviving 1 year (born 2021)	Percentage of businesses surviving 2 years (born 2020)	Percentage of businesses surviving 3 years (born 2019)
Fife	92.7%	71.6%	44.8%
Scotland	93.8%	74.2%	57.4%

For each of the first three years after starting up, Fife's business survival rates were below the Scottish rates.

In 2022, the 3-year survival rate of businesses in Fife (44.8%) was lower than in 2021 (55.5%) and 2020 (58.7%). Prior to the Covid-19 pandemic, Fife's 3-year business survival rates were higher than the national rates.

Source: ONS Business Demography, UK (2022).

Note: These figures do not include unregistered enterprises (sole traders and partnerships who are not VAT and/or PAYE registered).

Figure 28: Number of Jobs in Fife 2019-2022

	Cowdenbeath Area	City of Dunfermline	Glenrothes Area	Kirkcaldy Area	Levenmouth	North East Fife	South & West Fife	Fife*
September 2019	8,000	29,000	25,000	22,000	10,000	23,000	17,000	138,000
September 2020	8,000	27,000	25,000	23,000	9,000	22,000	16,000	133,000
September 2021	9,000	31,000	24,000	24,000	10,000	24,000	16,000	143,000
September 2022	9,000	31,000	22,000	25,000	10,000	24,000	16,000	140,000
% change 2019-2022	+12.5%	+6.9%	-12.0%	+13.6%	0.0%	+4.3%	-5.9%	+1.4%

Change in Number of Jobs:

The number of jobs in Fife fell in 2022, although employment in Fife in September 2022 was still higher than before the pandemic in 2019.

Between 2021 and 2022, the Kirkcaldy Area was the only part of Fife to see an increase in job numbers and the Glenrothes Area was the only part where employment fell. The Kirkcaldy Area saw the largest proportionate increase in employment between 2019 and 2022 followed by the Cowdenbeath Area; over the same period, the Glenrothes Area and South and West Fife both saw job numbers fall. (Figure 28).

Employment by Sector:

North East Fife has the largest share of Fife’s jobs in Education, Accommodation & Food Services and Arts, Entertainment & Recreation (37.5%, 36.4% and 37.5% of Fife’s jobs in these sectors respectively) (Figure 29 below).

45% of all employment in Public Administration & Defence Activities in Fife is located in the Glenrothes Area along with 31% of Fife’s Manufacturing jobs.

56% of Fife’s jobs in Agriculture, Forestry & Fishing* are located in Levenmouth.

75% of all employment in Financial & Insurance activities in Fife is located in Dunfermline, along with 62.5% of Fife’s jobs in the Information & Communication sector.

Over a third (35%) of people in Fife working in the Human Health & Social Work Activities sector are employed in the Kirkcaldy Area.

Source: ONS Business Register & Employment Survey 2019, 2020, 2021 and 2022.

Note: * The Fife totals include farm agriculture while the committee area figures exclude farm agriculture. Employment estimates include employees plus the number of working owners who receive a share of the profits but are not paid via PAYE. They do not however include those who are self-employed operating below the VAT threshold with no employees. The level of rounding applied varies by estimate, so zeros may not be true zeros and the data may not add up to the totals shown.

Figure 29: Employment by Sector, Fife 2022

Sector	Cowdenbeath Area	Dunfermline	Glenrothes Area	Kirkcaldy Area	Levenmouth	North East Fife	South & West Fife	Fife
A : Agriculture, forestry and fishing*	15	10	50	35	400	125	75	710
B : Mining and quarrying	0	0	10	20	0	75	30	125
C : Manufacturing	1,000	1,500	4,000	1,250	1,750	1,250	2,500	13,000
D : Electricity, gas, steam and air conditioning	20	0	200	0	10	50	150	400
E : Water supply; sewerage, waste mgmt	50	75	150	75	40	50	175	600
F : Construction	1,000	1,250	900	1,750	450	1,250	1,000	8,000
G : Wholesale and retail trade; vehicle repair	1,500	4,000	3,000	4,500	1,000	4,000	2,500	21,000
H : Transportation and storage	600	3,500	500	300	800	400	800	7,000
I : Accommodation and food service activities	400	2,000	1,250	1,500	700	4,000	900	11,000
J : Information and communication	50	2,500	125	400	20	200	700	4,000
K : Financial and insurance activities	15	2,250	150	225	40	100	250	3,000
L : Real estate activities	100	250	350	150	50	350	75	1,250
M : Professional, scientific and technical acts	225	2,000	600	1,000	400	1,000	1,500	6,000
N : Administrative and support service acts	400	1,750	800	1,500	350	1,000	1,000	7,000
O : Public admin, defence, social security	600	1,500	4,500	2,250	175	450	1,000	10,000
P : Education	1,250	2,500	1,500	2,000	900	5,000	1,000	14,000
Q : Human health and social work activities	1,250	4,500	3,000	7,000	1,750	2,250	900	20,000
R : Arts, entertainment and recreation	300	700	350	600	305	1,500	350	4,000
S : Other service activities	250	800	800	500	150	900	300	3,500
Total Employment*	9,000	31,000	22,000	25,000	10,000	24,000	16,000	136,000

Source: ONS Business Register & Employment Survey 2022.

Note: * excludes farm agriculture. Employment estimates include employees plus the number of working owners who receive a share of the profits but are not paid via PAYE. They do not however include those who are self-employed operating below the VAT threshold with no employees. The level of rounding applied varies by estimate, so zeros may not be true zeros and the data may not add up to the totals shown.

Support Given to Businesses in Fife

Figure 30: Financial Support Given to Businesses in Fife 2022/23

	Cowdenbeath Area	Dunfermline	Glenrothes Area	Kirkcaldy Area	Levenmouth	North East Fife	South & West Fife	Fife
No. of businesses supported	9	11	14	20	9	18	7	88
Value of financial support	£14,430	£27,473	£24,730	£44,855	£24,600	£59,972	£16,704	£212,764
Jobs created as a result of financial support	20	6	32	29	22	16.5	7	132.5

Source: Fife Council Economic Development.

Note: includes support given to businesses by the Fife Investment Fund and Young Persons' Start-Up Grant (Fife Council funded) and the SME Competitiveness Fund (European Regional Development Fund funded)

Figure 31: Number of Business Start-Ups supported by Business Gateway Fife (BGF) 2022/23

No. of businesses receiving Expert Help	13	22	25	22	4	38	11	
No. of businesses accessing business growth services	99	160	212	215	82	328	152	1,248
No. of Business Gateway-supported start-ups	51	70	59	116	47	85	68	503*
No. of jobs created from BGF start-up support	119	83	77	147	57	117	95	
Turnover generated	£2,591,500	£2,187,500	£1,830,500	£3,331,500	£1,320,000	£3,135,500	£2,631,000	£17,147,500**

Source: Business Gateway Fife.

Note: * total includes 139 businesses with an invalid or non-Fife postcode; ** 7 start-up clients provided a postcode outwith Fife. This can happen when the client lives outwith Fife but intends to start a business in Fife. These 7 starts were projected to create 7 jobs and generate £120,000 in turnover. These figures are included in the Fife totals.

Support to Businesses:

During 2022-23 Business Gateway Fife and Fife Council Economic Development provided advice, signposting and support to **over 500 start-up businesses** in Fife, the third highest number across all Scottish local authority areas. This support is estimated to have helped create 702 jobs and a projected turnover of £17.1m. Year to date figures indicate that Business Gateway Fife is on track to support 600 start-up businesses in 2023/24. Over 2,900 new and existing businesses in Fife received advisory support from Business Gateway Fife.

The Economic Development Team delivered a **Net Zero Transition Fund** using £1.23m from the Scottish Government's Local Authority COVID Economic Recovery (LACER) fund to provide non-repayable grants of up to £3,000 to 413 Fife SMEs to introduce measures to improve their energy efficiency.

Support for businesses to achieve their Net Zero ambitions in 2023/24 is being provided through a **SME Development Grants Scheme** funded by the UK Government's Shared Prosperity Fund (UKSPF). The SME Development Grant also provides support for workforce upskilling, attending trade shows, R&D/innovation and agriculture business diversification. To date 111 applications worth £256k have been approved.

During 2022/23, the **Trade Development Programme** supported 33 businesses to attend and exhibit at 11 trade shows and 45 businesses were supported at 5 International Trade Pathway Webinars. The events were part of a programme of workshops and training designed to support Fife businesses to access new markets being delivered by Fife Council in partnership with Business Gateway Fife, Fife Chamber of Commerce and Scottish Development International.

In 2022/23, the **Supplier Development Programme** helped 281 Fife businesses improve their tendering skills. 1,023 Fife companies are now registered with the programme (16 more than the previous year) which offers expert training, support and information to help businesses win public sector contracts.

In April, 39 Fife businesses attended a Meet-the-Contractor event to learn about supply chain opportunities arising from the **Halbeath Learning Campus and Westfield Energy Plant** and 126 businesses attended a **Meet-the-Buyer event in November**.

Over 30 events took place during the 13th **Fife Business Week** in November 2022 attracting 700 registrations from businesses.

2022/23 was the final year of the European Regional Development Fund (ERDF) funded **Business Competitiveness Programme** which between April 2016 and March 2023 brought in £1.5m of funding used to support Fife's businesses.

Delivery of business support services funded by the UK Shared Prosperity Fund (UKSPF) started in 2022/23 with the launch of a **Fit for Defence training and upskilling programme**. 14 businesses attended the programme's initial information session and launch workshop. The aim of the programme, which is being delivered in 2023/24, is to improve opportunities for Fife businesses wishing to work in the defence sector or to increase the market share of companies already working within the sector.

In addition to the SME Development Grants mentioned above, UKSPF funding has to date delivered consultancy support worth £58k to 35 businesses under **Business Gateway Fife's Specialist Business Advice programme** and 69 **start-up grants** worth £33k. This activity will increase in 2023/24 as UKSPF fully replaces EU funding.

Fife's **Food and Drink Strategy - Food4Fife 2023-30 - and Action Plan**, which aims to promote, educate and encourage the production of quality food and drink produce from Fife, were finalised.

Remediation of Vacant & Derelict Land

Figure 32: Extent of Vacant & Derelict Land in Fife 2023

Area	Percentage	Area (ha)
Cowdenbeath	4.0%	28.5
Dunfermline	1.3%	9.2
Glenrothes	21.9%	156.2
Kirkcaldy	5.8%	41.2
Levenmouth	10.2%	73.1
North East Fife	8.3%	59.5
South and West Fife	48.5%	345.7
Total Fife	100.0%	713.3

Source: Fife Council Vacant & Derelict Land Audit 2023

In 2023, there were 203 vacant & derelict land sites across Fife amounting to 713 hectares (Figure 32). Since 2022, 13 sites representing 15.6 hectares of land have been brought back into use (although this decrease in hectareage is also due to revised measurements of site boundaries).

Derelict land has a broader impact than vacant land both in terms of total area (604.6 ha) and in the number of individual sites (154).

South & West Fife contains the largest proportion of vacant & derelict land (49% of Fife’s total) and the Dunfermline Area the lowest (1.3%); eight sites each covering more than 20 hectares are located in South & West Fife.

Since 2015/16, Fife Council has been one of five local authorities to receive funding from the Scottish Government’s Vacant & Derelict Land Fund; in 2022/23, Fife was awarded £1.451 million from the fund.

Figure 33 below details a selection of current, proposed and completed projects supported by the Vacant & Derelict Land Fund.

Figure 33: Projects in Fife supported by the Vacant and Derelict Land Fund (VDLF)

Cowdenbeath	
Glenrothes	<ul style="list-style-type: none"> • Industrial estate regeneration at Queensway Industrial Estate, Glenrothes with Phase 1 now complete and all new units let. Further
Kirkcaldy	
Levenmouth	<ul style="list-style-type: none"> • Site remediation and preparation works for the oil and gas decommissioning facility at Energy Park Fife now being operated by
North East Fife	
South and West Fife	

Figure 33: Projects in Fife supported by the Vacant and Derelict Land Fund (VDLF) (continued)

All Fife	<ul style="list-style-type: none"> Support for the implementation of the Climate Fife Plan and its associated Sustainable Energy Action Plan (SECAP) including part-range of vacant and derelict sites which could host solar photovoltaic arrays on sites across Fife. Funding is also supporting feasibility work, in collaboration with the Coal Authority and British Geological Survey, to assess potential locations for use of mine

Note: * Investment from the Fife Industrial Innovation Investment (i3) Programme funded by the Edinburgh & South-East Scotland City Region Deal – see Figure 34 and the section below.

Strategic Investment

Figure 34: Edinburgh & South East Scotland City Region Deal Fife Industrial Innovation Investment (i3) Programme Investment Status

Cowdenbeath	The Avenue, Lochgelly (site servicing)	Conditional Legal Agreement in place for disposal.	New Business Accommodation, Town Centre, Cowdenbeath	2026/27
Dunfermline	Fife Interchange North, Dunfermline (site servicing)	Conditional Legal Agreement in place for disposal.	Fife Interchange North, Dunfermline (new units) - construction ongoing	2025/26
Glenrothes	Queensway Industrial Estate, Glenrothes (new units)	Completed: 5 out of 7 new business units let.	Refurbished/New Units, Flemington Road, Queensway Industrial Estate	2024/25
Kirkcaldy	Dunnikier Business Park, Kirkcaldy (new units)	Completed: All new business units fully let.	John Smith Business Park (new units)	2026/27
Levenmouth	Levenmouth Business Park (Phase 1) (new units)	Due for completion 31/12/23.	Levenmouth Business Park (Phase 2) (new units)	2024/25

Figure 34: Fife Industrial Innovation Investment (i3) Programme Investment Status (continued)

South & West Fife	Hillend and Donibristle Industrial Estates, Dalgety Bay	Completed: All new business units fully let.	Hillend and Donibristle Industrial Estates: Conditional Legal Agreement in place for disposal at Ridgeway	2024/25
-------------------	---	--	---	---------

Strategic Investment:

The **Fife Industrial Innovation Investment Programme (Fi3P)** is a £50 million ten-year programme delivered by Fife Council with grant funding from the Edinburgh and South-East Scotland City Region Deal. The programme is delivering new industrial, office and business space and serviced employment sites within existing business clusters in Mid and South Fife adjacent to growth corridors (M90 and A92) (Figure 34). The Fi3P started in April 2019; Tranche 1 (Years 1-3) was completed in March 2022. Tranche 2 is underway and will complete in March 2025. There is a third tranche of activity for this investment programme from 2025-2029; these projects are not included as they are subject to approval of the Full Business Case in 2024/25.

The **University of St Andrews’ Eden Campus** in Guardbridge has completed the current phase of investment being funded as part of the **Tay Cities Region Deal**. Design work for an Enterprise Hub at the Campus is underway; this is scheduled for completion in 2025/26.

In January 2023, the UK and Scottish Governments announced that the **Firth of Forth would host one of Scotland’s first Green Freeports**. The successful bid by a public-private consortium led by the Forth Ports Group and including Fife, Falkirk and Edinburgh City Councils includes the creation of an internationally-renowned port and shipbuilding, manufacturing and logistics cluster at Rosyth.

The **Arrol Gibb Innovation Campus** was officially launched in April 2022. A collaboration between Babcock International, the Universities of Edinburgh and Strathclyde, Fife College, Fife Council, Scottish Enterprise and Skills Development Scotland, the Campus at Babcock International’s Rosyth facility will see the development of leading expertise in five core capabilities on one site. The first facility to open for business in the Campus was the new £4.6m Fastblade testing facility for tidal turbine blades developed by Babcock International and the University of Edinburgh as part of the Edinburgh and SE Scotland City Region Deal which was officially opened in May 2022.

The **Levenmouth Reconnected Programme** has approved £2.3m of funding for the following projects in the area: Levenmouth Business Park (£714k), Silverburn Park Flax Mill (£500k), the Community Trade Hub’s Positive Futures Project (£200k), Kennoway Pump Track (£44k), the CLEAR Buckhaven and Methil’s Green Network Enhancement Initiative (£180k) and Mountfleurie Business Park Site Servicing (£683k). This investment supports £10.3 million match-funding and the Mountfleurie Business Park is expected to lever £4-£5 million private sector investment.

Fife Council, the Fife Partnership and the UK Government have agreed **Fife’s UK Shared Prosperity Investment Plan** for the grant allocation of £13.4m to be invested by March 2025. There are 4 investment priorities: Communities & Place, Supporting Local Businesses, People & Skills and Multiply. Delivery started in Quarter 4 2022/23. The priority is to sustain activities previously funded through EU funding that deliver the 2017-27 Plan For Fife’s ambitions.

Strategic Investment (continued):

The **River Leven Regeneration Programme** (Riverside Park, Glenrothes and Leven Connectivity Projects) was awarded £19.4m of Levelling Up grant for the regeneration of Riverside Park in Glenrothes (£4.98m) and Phase 1 of improvements to Connectivity in Levenmouth (River Park Routes and On road active travel network) (£14.43m). Design work is underway with construction expected to start in Quarter 4 2023/4 and complete by Quarter 4 2024/5.

Town Centres

Figure 35: Percentage of vacant town centre retail units 2019-2023

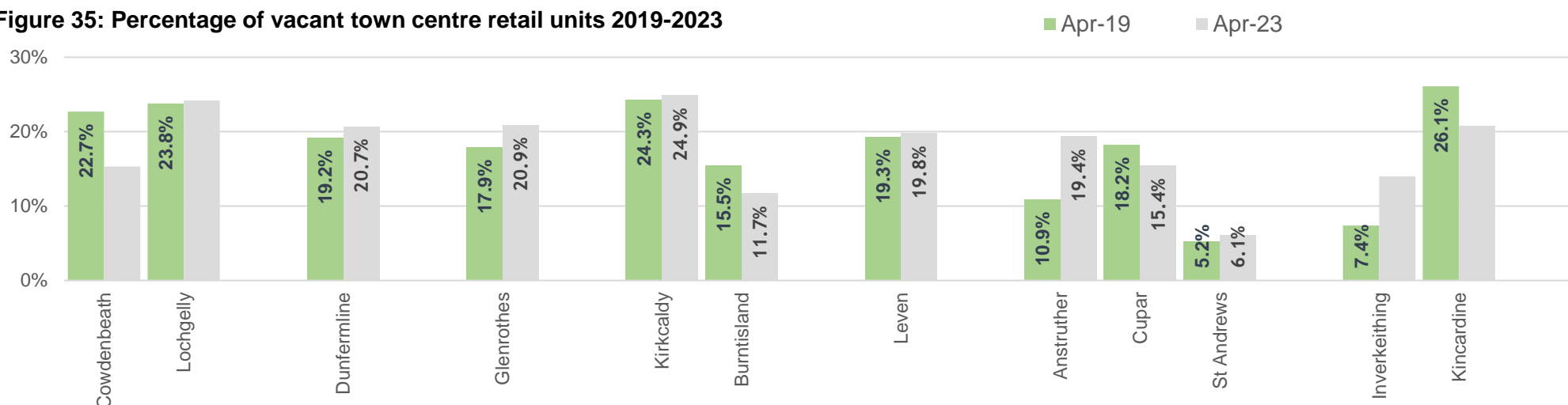


Figure 36: Town Centre Vacancy rates April 2023

	Town Centre	% of Vacant Units	% of Vacant Floor Space
Cowdenbeath Area	Cowdenbeath	15.3%	12.4%
	Lochgelly	24.2%	23.1%
Dunfermline Area	Dunfermline	20.7%	29.2%
Glenrothes Area	Glenrothes	20.9%	24.3%
Kirkcaldy Area	Kirkcaldy	24.9%	28.5%
	Burntisland	11.7%	12.0%
Levenmouth	Leven	19.8%	21.0%
North East Fife	Anstruther	19.4%	26.8%
	Cupar	15.4%	18.1%
	St Andrews	6.1%	4.6%
South & West Fife Area	Inverkeithing	14.0%	13.8%
	Kincardine	20.8%	41.2%

St Andrews, Burntisland, Cowdenbeath and Inverkeithing have the lowest vacancy rates of Fife's main town centres (Figure 36).

The highest vacancy rates are found in Kirkcaldy, Dunfermline and Kincardine.

Whilst most town centres saw the proportion of vacant retail units rise between 2019 and 2023 (Figure 35), Cowdenbeath, Burntisland, Cupar and Kincardine all saw vacancy rates fall.

Source: Experian GOAD Data (Fife Council).

Figure 37: Grants awarded to businesses through the Town Centre Building Improvement Grant Scheme 2022/23

	Cowdenbeath Area	Dunfermline	Glenrothes Area	Kirkcaldy Area	Levenmouth	North East Fife	South & West Fife	Fife
Number of grants awarded	2	5	2	9	4	4	3	29
Value of grants awarded	£17,744	£45,027	£16,824	£77,473	£36,285	£32,792	£26,030	£252,175
Total value of grant funding claimed (as of 30 Sept 2023)	£0	£14,012	£12,279	£40,582	£22,709	£32,792	£10,000	£132,373

Source: Fife Council Business & Employability Service.

Town Centre Activity:

- Fife's £2.75m allocation for 2022/23 from the Scottish Government's **Place-Based Investment Programme** supported the following projects:
 - phase 1 works to make St Margaret's House in Dunfermline wind and watertight (also supported by the UK Shared Prosperity Fund)
 - a Leven place-making project between the new railway station and existing bus station
 - phase 2 of the refurbishment of 9 Esplanade in Kirkcaldy by the Kings Theatre Trust (completed autumn 2023)
 - a multigenerational community training facility being developed at Rosyth by the Pars Foundation on behalf of Dunfermline Athletic Football Club
 - upgrading 9 business units at Lochgelly Business Park
 - 29 small businesses in town and local centres across Fife were awarded a grant to make upgrades to their property through the Building Improvement Grant scheme (which was also supported by the UK Shared Prosperity Fund) (Figure 37).
- 53 small businesses received grants of up to £5,000 from the **Town Centre Digital Improvements and Energy Efficiency Scheme 2022-23**. Funded by the Scottish Government's LACER Fund, the scheme also funded energy efficiency audits for 46 properties.
- **Dunfermline** was awarded city status in May 2022 and the new Maygate Exchange in the city was opened in October 2022 with all five office units let.
- The refurbishment of Inverkeithing Town House, part of the **Inverkeithing** built heritage programme, reached practical completion in December 2023.
- The National Lottery Heritage Fund and Historic Environment Scotland approved funding for the one-year Development Phase of the **Buckhaven** Area Heritage Regeneration Scheme, due to complete in October 2024.
- Phase 2 of **Kirkcaldy's** Waterfront Improvements was completed in autumn 2023. A business case for the demolition of Kirkcaldy's multi-storey car parks is being produced; funding for the site's demolition and restoration has still to be secured.
- A package of support measures was provided to businesses in **Leven** High Street following several building fires and temporary disruptions to business caused by roadworks related to the H100 and the Levenmouth Rail Link Projects.
- The **Scotland Loves Local Gift Card** is being rebranded to **Fife Loves Local** with a focus on Levenmouth and Dunfermline.

Tourism

Figure 38: Volume and Value of Visitors, Jan-Dec 2022

STEAM* Indicators	St Andrews	Dunfermline Area	Kirkcaldy and Mid Fife	NE Fife (exc. St Andrews)	Fife
Visitor numbers	700,560	797,010	685,260	522,890	2.71m
% change in visitor numbers 2021-2022	+85.7%	+50.9%	+46.6%	+39.8%	+54.9%
% change in visitor numbers 2019-2022	+2.9%	-2.3%	-6.8%	-7.2%	-3.2%
Economic impact (direct, indirect & induced)	£146m	£110m	£96m	£98m	£450m
% change in economic impact 2021-2022**	+72.3%	+51.4%	+33.9%	+39.1%	+50.2%
% change in economic impact 2019-2022**	+21.3%	+9.3%	-2.1%	+20.0%	+12.3%
Number of Full Time Equivalent (FTE) jobs supported by visitor expenditure	1,438	1,368	1,239	1,495	5,541
% change in number of FTE jobs 2021-2022	+38.0%	+34.5%	+24.9%	+15.7%	+27.6%
% change in number of FTE jobs 2019-2022	+5.7%	-2.5%	-7.1%	+7.5%	+1.0%

Source: Fife STEAM Reports for 2011-2022 - FINAL, Global Tourism Solutions (UK) Ltd.

Notes:

*STEAM is a tourism economic modelling tool owned by Global Tourism Solutions (GTS) UK Ltd and is used by most visitor destination areas in the UK. 'Visitors' include staying visitors (tourists staying overnight for at least one night) and day visitors visiting the area on a non-routine and non-regular leisure day trip from a home or holiday base.

** Indexed to 2022

The areas relate to Fife's Local Tourist Associations (LTAs) as follows: St Andrews=St Andrews LTA; NE Fife=Cupar & North Fife and East Neuk LTAs; Kirkcaldy & Mid Fife=Levenmouth and Heartlands of Fife LTAs; Dunfermline Area=Dunfermline & West Fife LTA.

Figures are not available at a lower level than these four areas.

Volume and Value of Visitors (Figure 38 above):

- In 2022, Fife received **2.7 million visitors** – 97% of the number of visitors in 2019, the year before the pandemic and restrictions on travel.
- Between 2020 and 2022, the economic impact of visitors to Fife increased by **189% to £450 million**, a higher value than prior to the pandemic (£400.9m in 2019) (in 2022 prices).
- St Andrews saw the greatest rate of recovery in 2022, the year it hosted the 150th Open (see below).

Fife Tourism Activity:

- The **Fife Tourism Strategy** was refreshed during 2022/23 and a new 2023-30 Fife Tourism Strategy was approved by Fife Council's Cabinet Committee in September 2023.
- **Welcome to Fife destination marketing campaigns** included social media partnerships with The Herald and The Scotsman, a series of films for Year of Stories and extensive social media campaigns delivered in partnership with VisitScotland. Its biggest ever marketing campaign was launched in October 2023; The Kingdom – Where it Begins included partnerships with Expedia, Tripadvisor, Coast and National Geographic Magazines and Scotrail as well as extensive social media and influencer activity.
- In 2023, Welcome to Fife had a strong focus on developing the **travel trade market**, giving training and support to businesses to help them develop their online bookable product offerings and extend their market reach.
- **WorldHost customer service training** was delivered to over 50 people working in Fife tourism businesses in 2022/23.
- In 2022, £41,570 was awarded to event organisers through the **Fife Strategic Events Fund** which supports events that attract at least 30% of their attendees from outwith Fife.
- Research commissioned to **identify growth opportunities for tourism in Fife** provided a series of recommendations for promoting and developing tourism in Fife.
- The **Fife 191 trail** was launched with active travel options.
- The **150th Open** in July 2022, which attracted a record 290,000 fans to St Andrews, brought in £106m and generated over £300m in economic benefit for Scotland – the greatest economic impact in the history of the Championship - according to an independent study commissioned by The R&A, VisitScotland and Fife Council. The study estimated that Fife received £61m of new money from the event.
- A tourism action plan was developed for **Levenmouth** linked to the opening of the new rail link in 2024 and a Tourism Project Co-ordinator (funded by Levenmouth Area Committee) was appointed.
- The **Forth Bridges Trail** was launched in November 2022.
- A promotional campaign for **Kirkcaldy** was delivered for the Adam Smith tercentenary celebrations.
- Following a strategic tourism evaluation of **Dunfermline**, a multi-partner 5-year tourism action plan was developed for Scotland's newest city.

Profile prepared by:	Economy, Tourism & Town Centres Team	Fife Council Business & Employability Service
Contacts:	Peter Corbett, Lead Officer (Economy) Email: Peter.Corbett@fife.gov.uk	Alison Laughlin, Economy Advisor Email: Alison.Laughlin@fife.gov.uk

Fife Council believes that the information contained within this publication was accurate as at 19 January 2024. The Council is acting as a distributor (not publisher) of content supplied by third parties and does not guarantee the reliability of the data and is not liable for any party's reliance on the information contained.

28 February 2024

Agenda Item No. 11

North East Fife Area Committee Workplan

Report by: Eileen Rowand, Executive Director, Finance & Corporate Services

Wards Affected: 13, 14, 15

Purpose

This report supports the Committee's consideration of the workplan for future meetings of the Committee.

Recommendation(s)

It is recommended that the Committee review the workplan and that members come forward with suggestions for specific areas they would like to see covered in any of the reports.

Resource Implications

Committee should consider the resource implication for Council staff of any request for future reports.

Legal & Risk Implications

Committee should consider seeking inclusion of future items on the workplan by prioritising those which have the biggest impact and those which seek to deal with the highest level of risk.

Impact Assessment

None required for this paper.

Consultation

The purpose of the paper is to support the Committee's discussion and therefore no consultation is necessary.

1.0 Background

- 1.1 Each Area Committee operates a workplan which contains items which fall under three broad headings: items for decision, supporting the Local Community Plan and Scrutiny/Monitoring. These items will often lead to reactive rather than proactive scrutiny. Discussion on the workplan agenda item will afford members the opportunity to shape, as a committee, the agenda with future items of business it wishes to review in more detail.

2.0 Conclusions

- 2.1 The current workplan is included as Appendix one and should be reviewed by the committee to help inform scrutiny activity.

List of Appendices

1. Workplan

Background Papers

The following papers were relied on in the preparation of this report in terms of the Local Government (Scotland) Act, 1973:-

None

Report Contact

Helena Couperwhite
Committee Services Manager
Telephone: 03451 555555 Ext. No. 441096
Email- helena.couperwhite@fife.gov.uk

North East Fife Area Committee of 24 April 2024			
Title	Service(s)	Contact(s)	Comments
Update Report on Service Provision for North East Fife Holiday Villages and St Andrews	Business and Employability	Gordon Mole	Arising from a motion at meeting on 29.09.21. Deferred to April (07.02.24) - tbc.
North East Fife Local Community Plan 2023-2026 Progress Report	Communities and Neighbourhoods Service	Donald Grant	Previous report 15.02.23
Tay Cities Deal Annual Report	Business and Employability	Morag Millar	Annual Report. Previous report 26.04.23.
Justice Social Work Service - Community Payback: Unpaid Work Scheme - Annual Update	Education and Children's Services	Joan Gallo	Annual report - previously reported 26.04.23.
Report on Educational Outcomes - 2021/22	Education and Children's Services	Shelagh McLean	Previously reported 26.04.23.
Capital Plan Projects in North East Fife	Finance and Corporate Services	Lesley Kenworthy, Eleanor Hodgson, Emma Lennon	Requested by Convener at meeting on 21.06.23. Work in progress.
St Andrews Speed Limit Alterations (any unresolved Objections)	Roads & Transportation	Lesley Craig	
Draft Area Housing Plan 2024-2026	Housing Services	Kirstie Freeman	
Draft Area Lettings Plan 2024-26	Housing Services	Kirstie Freeman	
North East Fife Area Committee Forward Work Plan	Democratic Services	Helena Couperwhite	

North East Fife Area Committee of 19 June 2024			
Title	Service(s)	Contact(s)	Comments
Safer Communities Team Update Report	Housing Services	Sara Gray, Paul Coleman	Annual Report. Previously reported 21.06.23. Sara Gray - SCT Lead Officer.

North East Fife Area Committee of 19 June 2024			
Title	Service(s)	Contact(s)	Comments
Police Scotland Annual Report	Police Scotland	NEF Community Inspector Michael Reilly	Annual Report. Previously reported 21.06.23
Fire Service Annual Report	Scottish Fire & Rescue Service	Niall Miller, SFRS	Annual Report. Previously reported 21.06.23
Area Housing Plan Update	Housing Services	Kirstie Freeman	6-monthly update
North East Fife Area Committee Forward Work Plan	Democratic Services	Helena Couperwhite	

North East Fife Area Committee of 28 August 2024			
Title	Service(s)	Contact(s)	Comments
North East Fife Area Committee Forward Work Plan			

North East Fife Area Committee of 23 October 2024			
Title	Service(s)	Contact(s)	Comments
North East Fife Area Committee Forward Work Plan			

North East Fife Area Committee of 18 December 2024			
Title	Service(s)	Contact(s)	Comments
Area Housing Plan Update	Housing Services	Kirstie Freeman	6-monthly update.
North East Fife Area Committee Forward Work Plan			

North East Fife Area Committee of 26 February 2025			
Title	Service(s)	Contact(s)	Comments
North East Fife Area Committee Forward Work Plan			

North East Fife Area Committee of 23 April 2025			
Title	Service(s)	Contact(s)	Comments
North East Fife Area Committee Forward Work Plan			

North East Fife Area Committee of 18 June 2025			
Title	Service(s)	Contact(s)	Comments
North East Fife Area Committee Forward Work Plan			

Unallocated			
Title	Service(s)	Contact(s)	Comments
Presentation - Cupar Now Third Annual Report			Organisation to advise their attendance at a future date.
Pupilwise and Parentwise Surveys	Education and Children's Services	Zoe Thomson	3-yearly report – previously reported 12.09.18 due to pandemic.
Review of Position following implementation of 50 mph speed limit at Strathkinnes Crossroads	Assets, Transportation and Environment	Steven Sellars	Agreed at meeting 24.11.21 - Para. 387 (3) - review one year after implementation of speed limit.
Pupil Equity Fund	Education and Children's Services	Sarah Else, Zoe Thomson	Previously reported 26.01.22. PEF to be included in a member Workshop on Attainment.

Unallocated			
Title	Service(s)	Contact(s)	Comments
			Outcome/follow up report to come to committee following the workshop (service to confirm which committee date).
Common Good Funds Update	Finance and Corporate Services	Eleanor Hodgson	Report as required.
Update Report Following Workshop on Traffic Calming Measures	Roads & Transportation	Sara Wilson	Workshop raised again at NEFAC meeting on 06.12.23, Para. 115 (3) of 2023.NEFAC.43 refers. Advised in progress.
South Street, St Andrews	Roads & Transportation	Allan Maclean	Member briefing proposed.
Workshop - Grounds Maintenance, Domestic Waste Collection and Street Cleansing Services	Environment & Building Operations (AT&E)	Alexander Anderson-Es, Scott Clelland	Requested at NEFAC meeting 06.12.23, Para. 113 (3) of 2023.NEFAC.42 refers.
Director of Public Health Annual Report	Health and Social Care	Dr Lorna Watson, Deputy Director of Public Health, Child Health Commissioner, NHS Fife	Previously considered 19.06.19.