

North East Fife Area Surveys' Analysis 2022

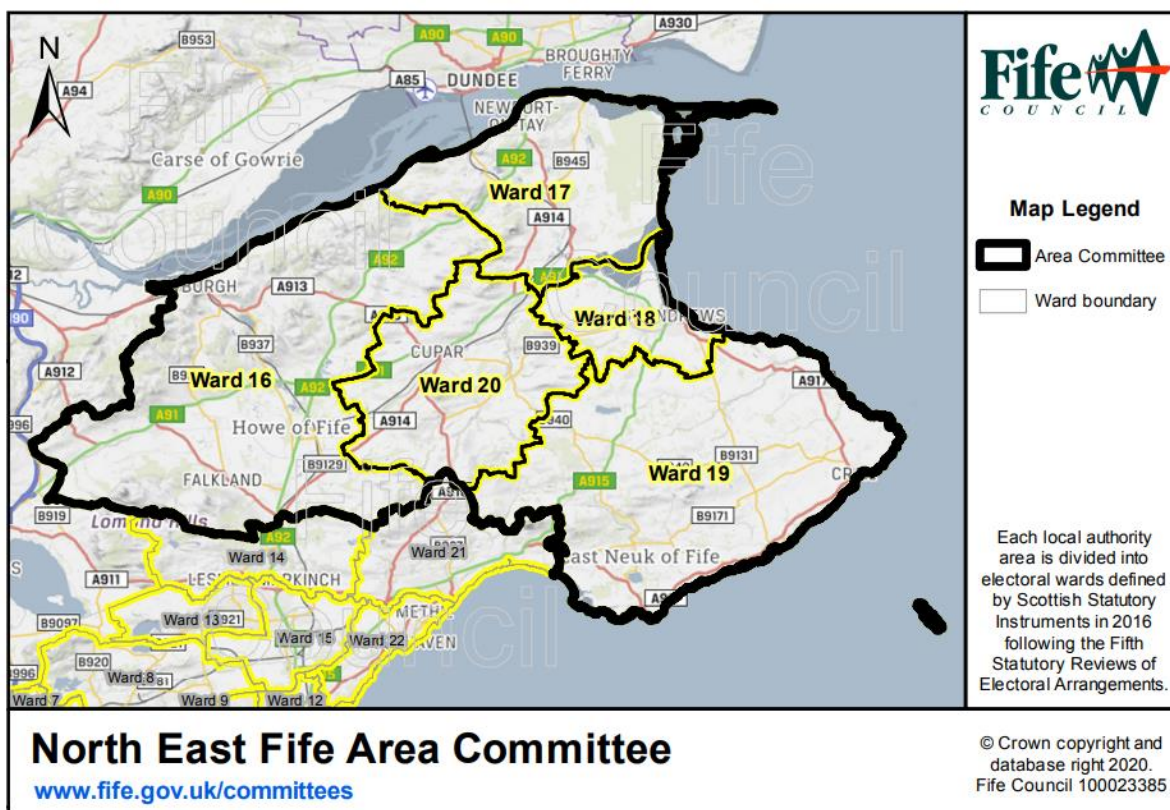
Please click on the survey analysis you are interested in below:

- [Have Your say on the future of Fife's places analysis](#)
- [Disabled persons and place survey analysis](#)
- [Businesses & organisations survey analysis](#)

If you'd like to comment on this analysis email Fife Council at Fife.Devplan@Fife.gov.uk by **midnight 29th November 2023** or write to:

Policy & Place Team
Planning Service
Fife Council
Fife House West
North Street
Glenrothes
KY75LT

We would appreciate it if you would provide the name of the survey and town/village/location on which you are commenting on in your response, thank you.

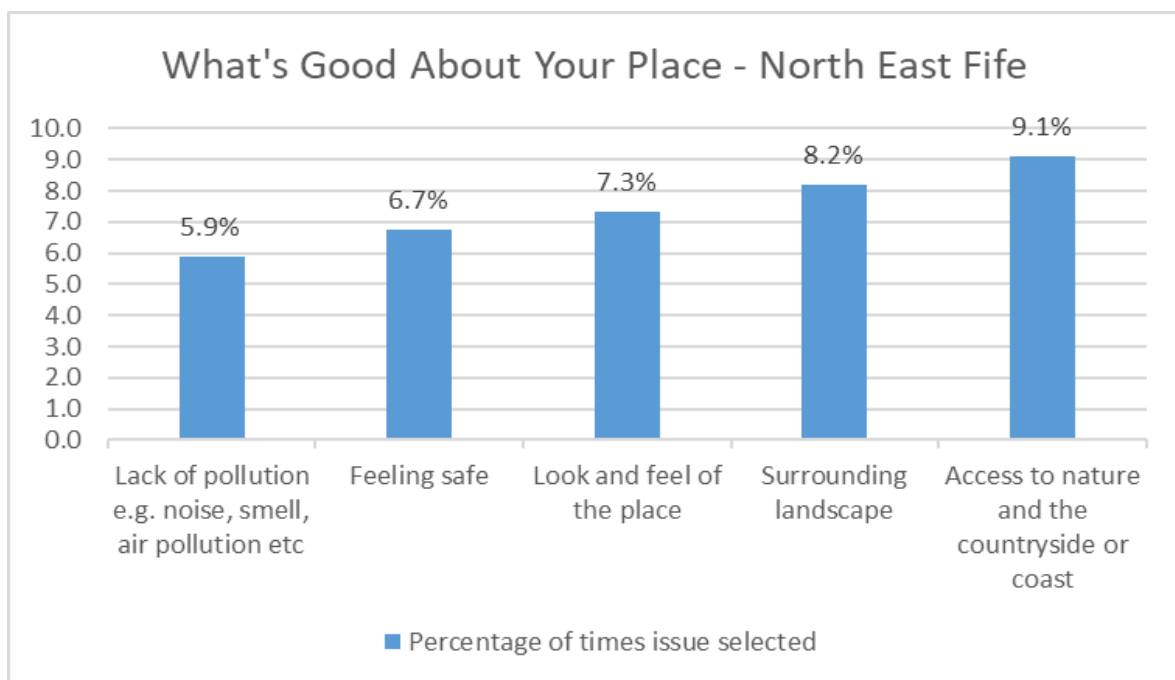


Have your say on the future of Fife's places survey analysis - North East Fife Area

In 2022 we asked you what you thought was good and bad about where you live and the challenges these places face due to things such as the climate emergency and food resilience. The online survey provided an opportunity for people to have their say in helping shape where they live by highlighting the issues that they think need to be tackled by the next Local Development Plan for Fife.

1.0 What's good About your area

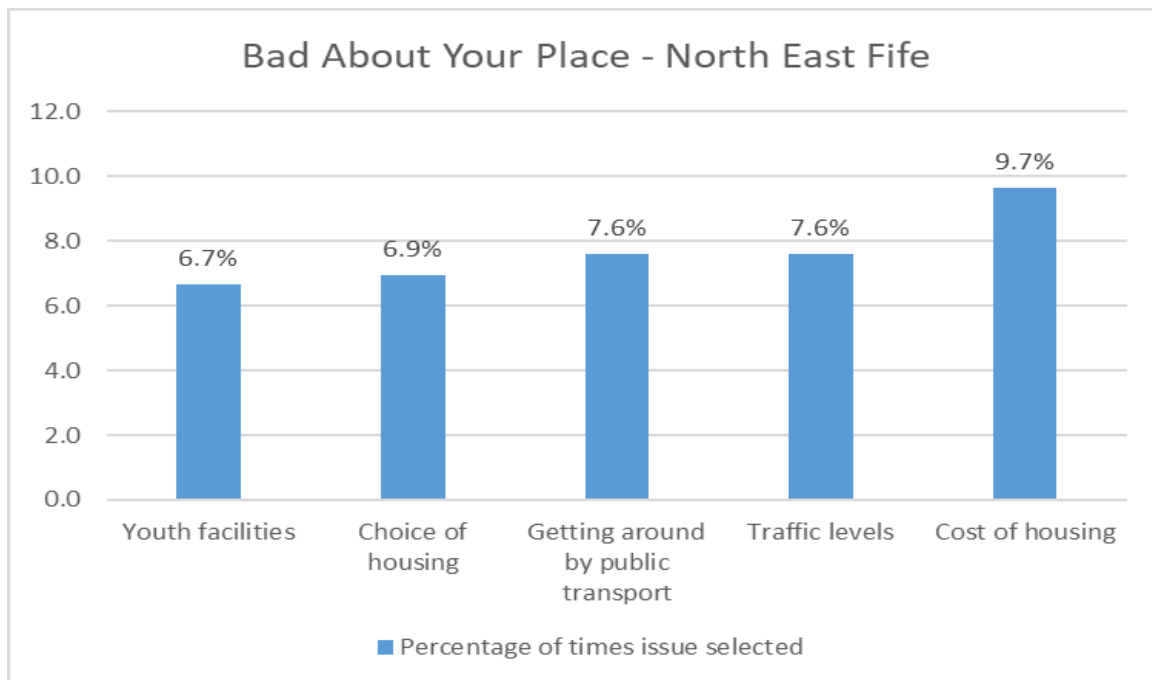
Figure 1 – What do you Think is good about your area?



Feedback from the North East Fife area highlighted that 'Access to nature and the countryside or coast' is one of the best things about the area with 9.1%. The surrounding landscape was the second highest at 8.2%. 'Look and feel of the place' and 'feeling safe' were then the next most selected at 7.3% and 6.7% respectively.

2.0 What's bad about your area

Figure 2 – What is bad about your area?

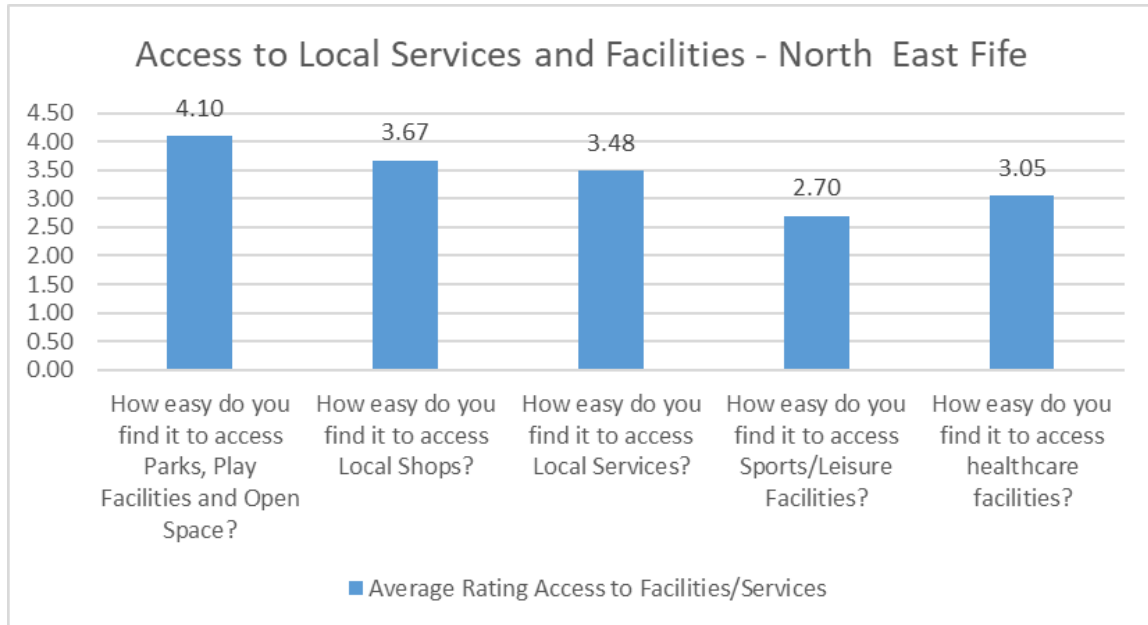


Some people said that the cost of housing was the worst aspect of the North East Fife Area (9.7%) followed by 'Traffic Levels' and 'Getting Around by Public Transport' at 7.6% each. 'Choice of Housing' and 'Youth Facilities followed' with 6.9% and 6.7% respectively.

3.0 Access

We asked you how easy it is for you to access local services and facilities in your area based on how easy it is to travel to the facility or service taking into account things like opening times, ease of getting appointments etc.

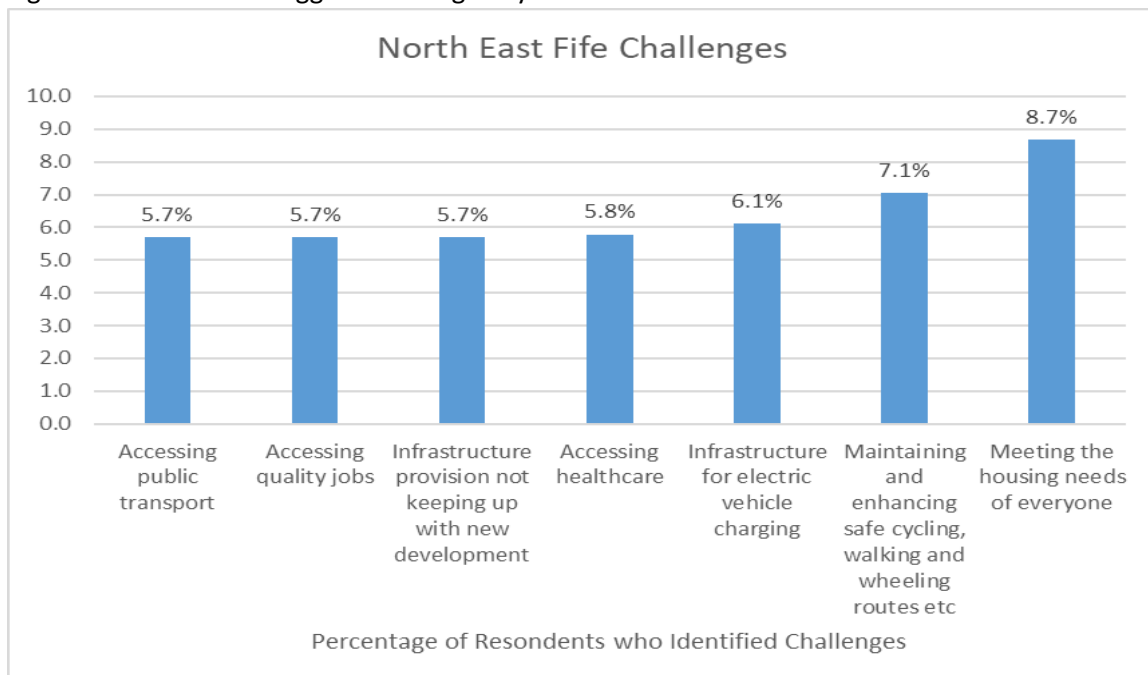
Figure 3 – Access



Overall, access to parks, play facilities and open space had the highest average rating at 4.1. Access to local shops had the second highest average at 3.67. The lowest average score was access to sports/leisure facilities at 2.7.

4.0 Challenges

Figure 4 – What is the biggest challenge in your area?



Meeting the housing needs for everyone is seen as the North East’s biggest challenge (8.7%). Maintaining and enhancing safe cycling, walking and wheeling routes (7.1%) and access to public

transport is seen as challenge (7.1%). Residents also think that local infrastructure isn't up to what is needed, particularly when new housing estates are being built (5.7%).

Fife Local Development Plan - Disabled Persons and Place Online Survey (2022) Analysis – North East Fife Area

The survey was carried out late 2022 and aimed at finding out about the issues facing disabled persons in relation to where they live and the places they visit. We wanted to know how people find access to things like local shops, sports/leisure facilities, parks etc and what they think can be done to make these places more accessible for everyone. We also wanted to hear about the challenges facing where people live which could be things like the climate emergency or future access to public transport.

1.0 Where you live

Q1 Where do you enjoy going when out and about?

There was a strong theme of visiting the countryside, the coast and parks in the responses from various of places within North East Fife.

Leisure uses were also highlighted as places people like to go to such as the cinema, shops and restaurants due to good accessibility.

Q2 Are there places you would like to go but haven't been able to due to access issues?

While some respondents said they liked visiting the beach under Question 1 to some beaches are considered inaccessible.

Disabled parking provision is poor in many areas.

Q3 How easy do you find it to get around where you live by walking and/or wheeling?

There was wide range of responses to this question. Some felt that it was difficult whilst others found it fairly easy and others somewhat difficult.

Maintenance and/or enhancement of the path network particularly in rural areas was seen as poor.

Q4 What improvements could be made to improve walking and/or wheeling routes in your area?

It is felt that some paths do not meet the safety standards for shared cycle/pedestrian. Current policy supports mixed use - but safer routes should be established for both pedestrians and cyclists.

Paths could be made wider to so people in wheelchairs and scooters can get around more easily.

Q5 How easy do you find it to access local shops and services? For example, grocers, hairdressers, council offices, libraries, restaurants etc.

Respondents stated that, in the main, they find it relatively easy to access local services and shops.

Physical access may be possible for most, however a lack of local services and shops in some of the villages was raised as an issue.

The quality of bus services was also highlighted as a barrier to accessing local services and shops, particularly in the more rural areas of North East Fife.

Q6 What improvements could be made to improve access to local shops and services?

Ensuring more places are disabled friendly with larger doorways, ramps etc.

Bus services that run on time and go to the places that people need to go to. Also more disabled friendly vehicles.

Better maintenance and enhancement of the path network.

More parking to free up streets of cars which can often be a barrier to those with disabilities and helps reduce emissions and negative health impacts.

Having more shops and services in more places.

Q7 How easy do you find it to access parks, green space and countryside?

Most respondents find accessing parks, green space and the countryside fairly easy but some find it impossible. That being said access to some parts of the coast was highlighted as difficult.

A few respondents in villages found accessing these places difficult without a car.

Q8 What improvements could be made to improve access to parks, green space and countryside?

Opportunities for this are good in St Andrews, but access is a problem. which needs careful assessment and action. A pedestrian bridge could be constructed using the part dismantled Petherum Bridge, linking the town with the links/west sands/station Park recreational area.

Parking for disabled drivers, more public toilets and access points that do not include.

More accessible paths to get to the green spaces in Cupar.

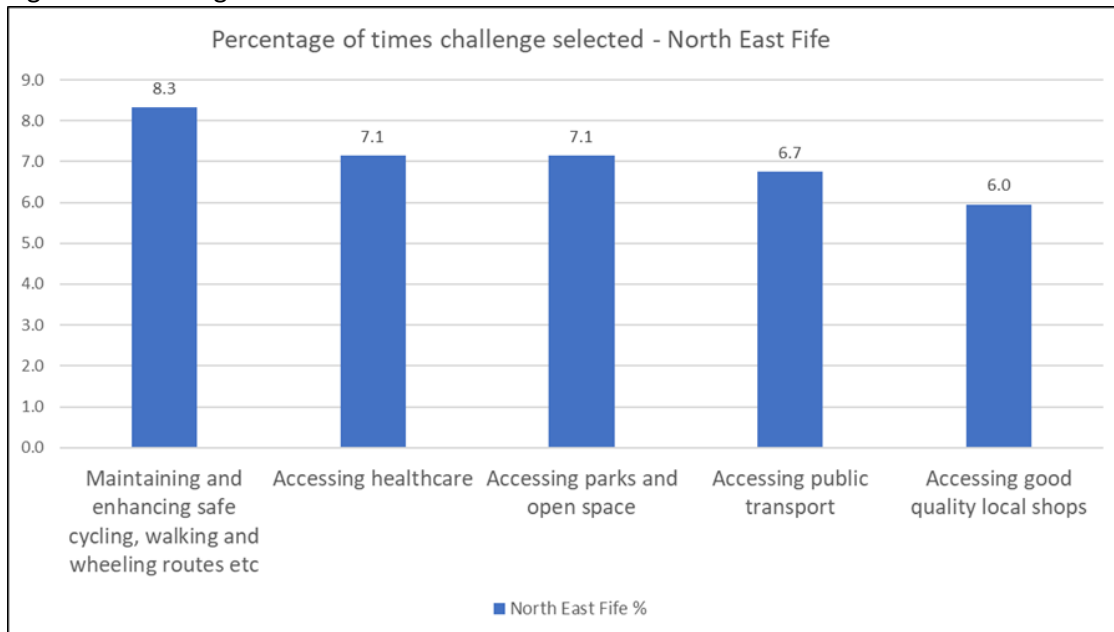
A new West to East active travel path in St Andrews linking the new development at Langlands, Craigtoun West, and the Canongate area with the East Sands utilising a route on the South side of the Kinnessburn, and safe crossing of Bridge Street.

Public transport stops made more wheelchair friendly, so more space to manoeuvre.

2.0 Challenges

What do you consider to be the biggest challenges facing where you live?

Figure 1 - Challenges



Maintaining and enhancing safe cycling, walking and wheeling routes etc was chosen as the most pressing challenge followed by accessing healthcare, accessing parks and open space, accessing public transport and accessing good quality local shops.

Please comment further on what you consider to be the biggest challenges facing where you live

The provision of affordable and good appropriate housing for local people and a lack of care homes in Crail.

Poor standard housing design and not protecting the historic built heritage.

Noise and carbon emissions from big lorries, vans and coaches.

Improving public transport to ease access by wheelchair users.

Pollution from farming was raised as a challenge.

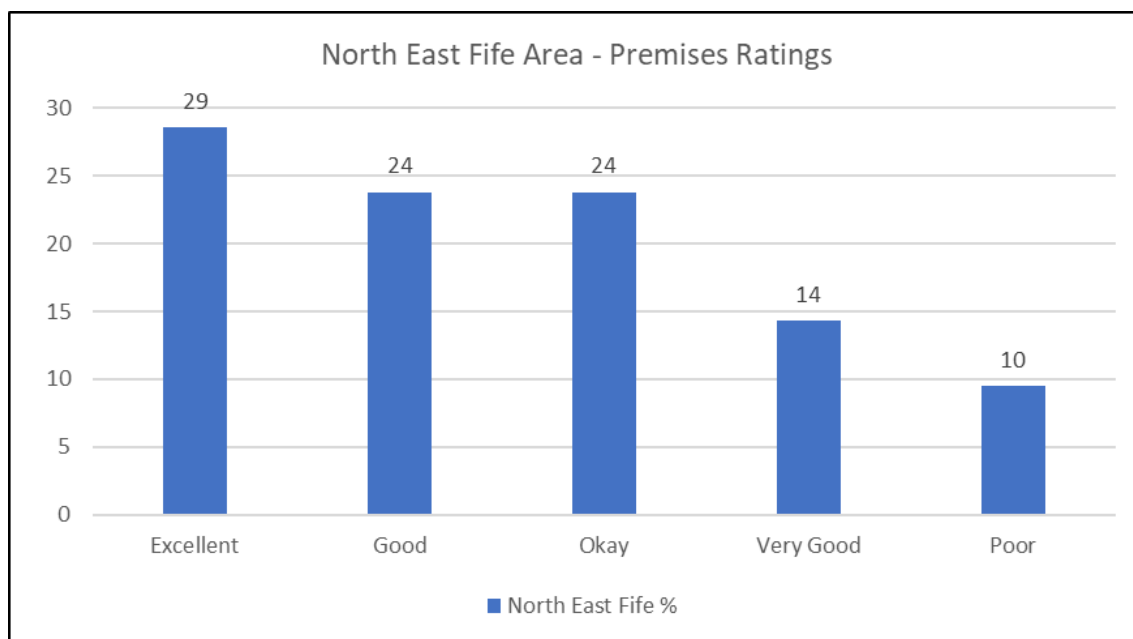
While not specifically a planning matter, there needs to be more joined up thinking in the Council.

Community health should be a greater priority.

Fife Local Development Plan - Businesses and Organisations Survey Analysis – North East Fife Area 2022

This consultation was carried out late 2022 and gathered views on important issues like the local economy, modern business properties, availability of employment land to develop and renewable energy. We also asked for views on key future challenges for Fife.

1.0 How would you rate your premises?



Feedback suggests that there is a wide range in quality of premises across North East Fife.

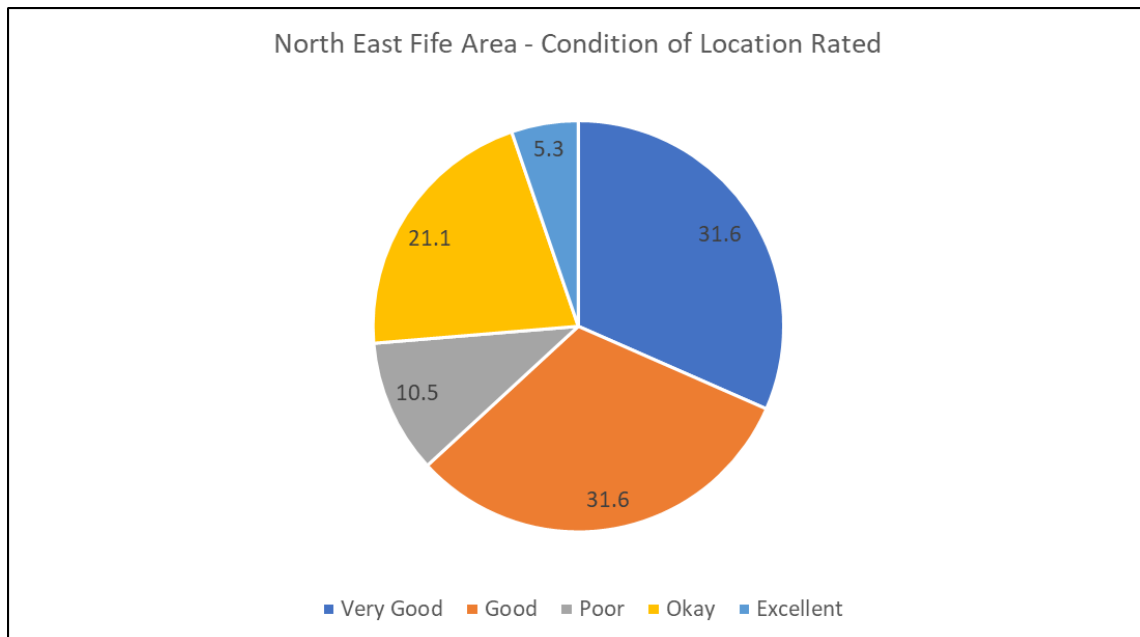
2.0 Please tell us what is good and/or bad about your premises.

Where premises were rated as poor there was a common theme of substandard premises leaking, poor maintenance and difficulty heating them.

Some of the premises were described as not large enough. That being said some were described as ideal for what their business needs.

A few community organisations are renting using old buildings and require their own dedicated place, especially in rural villages.

3.0 How would you describe the condition of the Industrial Estate/Business Park/town centre/other location your business/organisation is based?



4.0 Please tell us what is good and/or bad about the Industrial Estate/Business Park/town centre/other location your business/organisation is based.


Cupar Town centre is suffering from vacancies and looking tired.

The beauty of small villages was highlighted as good for the businesses. In general the villages mentioned by respondents appear to do well in the tourism sector due to the natural beauty and Al lack of footfall in some places was raised as an issue, particularly in Cupar.

The performance and state of St Andrews town centre was highlighted as a positive for the area..

Poor transport links and no recycling facilities in Crail were seen as bad.

5.0 What issues do you want the next Local Development Plan to look at?



Walking, cycling and wheeling routes to employment locations along with attracting people to work in the area were the most chosen issues that businesses and organisations want the next local development plan to look at.

Other important issues include addressing the lack of premises in the right locations, improving public transport access to employment locations and enhancing the quality of public places in and around them.

6.0 Please tell us about any other issues not listed above that you want the next Local Development Plan to look at.

There is a serious lack of building plots for self-builders who are keen to design and build interesting and sustainable homes on the outskirts of small towns.

There are no Use Class 4 premises available in St Andrews, Guardbridge or Cupar.

Some of the rental costs for business premises by private individuals is excessive.

More electric charge points and more land zoned for leisure and self-catering accommodation to boost tourism.

Advertising the area and more support for local businesses including funding for improvement

Tackling climate change and encouraging transition to low carbon.

The last local development plan was trying to grow at far too big a scale and nothing has happened. Need to be closer to the transport link of the Rail station with easy walking / cycling. Would like to see development around the amenities.

Consider alternative uses for empty premises owned by Fife Council or other bodies.

Employment land designated 20 years ago still mothballed by landowners awaiting better prospects.

They should lose the zoning if not developing. Further zoning linked to housing developments is similarly frustrated. There is no scope for businesses to grow. There should be empty plots in a sound market.