























BE Scrutiny PI Report

PI Status		Long Term Trends	
	Alert		Improving
	Warning		No Change
	OK		Getting Worse
	Unknown		
	Data Only		































Objective BE Customer

Performance Indicator	2020/21	2021/22	2022/23	2023/24	2024/25	Target	Status	Long Trend
New Business Start-ups supported by Business Gateway Fife	518	603	503	614	562	600		
Businesses supported by Council Economic Development activities - Fife	4,974	963	852	668	693	N/A		
Number of existing businesses supported by Business Gateway Fife			1,868	2,789	1,505	1,200		

Objective BE LGBF

Performance Indicator	2020/21	2021/22	2022/23	2023/24	Family Group Av 2023-24	Target	Status	Long Trend
Proportion of people earning less than the living wage (LGBF)	15.3%	17.0%	12.5%	11.8%	13.6%	10.2%		
Proportion of properties receiving Superfast Broadband (LGBF)	96.1%	96.2%	97.5%	98.3%	94.9%	95.9%		
Immediate available employment land as a % of total land allocated for employment purposes (LGBF)	5.7%	3.3%	3.7%	4.5%	23.7%	24.5%		
Claimant Count as a % of Working Age Population (P4F)	6.4%	4.9%	3.5%	3.4%	3.3%	3.2%		

Objective BE P4F

Performance Indicator	2020/21	2021/22	2022/23	2023/24	2024/25	Target	Status	Long Trend
New businesses surviving at least 3 years (%) Fife (P4F)	58.7%	55.5%	44.8%	54.2%	N/A	50.0%		
Total Visitor Numbers to Fife (All Visitors) (millions) (P4F)	1.14m	1.75m	2.7m	3.2m	4.09m	N/A		
Retail vacancy rate (%) Kirkcaldy	33.2%	35.3%	31.1%	28.5%	28.7%	N/A		
Retail vacancy rate (%) Leven	19.8%	22.6%	13.5%	21.0%	15.5%	N/A		
Retail vacancy rate (%) Dunfermline	17.3%	28.1%	28.8%	29.2%	28.1%	N/A		
Retail vacancy rate (%) Glenrothes	20.6%	26.5%	24.5%	24.3%	26.4%	N/A		
Retail vacancy rate (%) Cowdenbeath	15.2%	18.4%	15.0%	12.4%	13.6%	N/A		
Retail vacancy rate (%) St Andrews	10.5%	11.7%	8.0%	4.6%	6.7%	N/A		
Median Weekly workplace Earning - Fife(P4F)	£558.80	£597.80	£573.50	£622.80	N/A	£681.00		
Median Weekly Resident Earnings - Fife(P4F)	£579.40	£610.60	£604.00	£670.40	N/A	£703.00		
Employment Rate (P4F)	71.3%	69.3%	74.1%	75.4%	75.1%	74.0%		
Unemployment rate (%) Fife (P4F)	4.8%	3.7%	3.9%	3.4%	3.6%	3.6%		
Total FTE Employment Supported by Tourism in Fife	3,080	4,343	5,541	5,621	5,605	N/A		
Number of Participants progressing from FC Funded/operated employability programmes into employment	457	1,455	855	740	2,432	N/A		
Economic Impact of Tourism in Fife (All Visitors) (£millions) (STEAM)	£142.44m	£277.83m	£450m	£512.51m	£633.32m	N/A		

Objective BE Resources

Performance Indicator	2020/21	2021/22	2022/23	2023/24	2024/25	Target	Status	Long Trend
Business & Employability Service - Average WDL per FTE		8.65	9.67	11.29	9.69	11.2		
Business & Employability Service - Average Long Term WDL per FTE		6.99	6.98	7.51	6.6	7.4		
Business & Employability Workforce who are Female (%)	50.3%	45.1%	47.4%	46.9%	54.7%	N/A		
Business & Employability Workforce who are Full-time (%)	80.7%	76.0%	79.2%	77.0%	74.2%	N/A		
Business & Employability Workforce who are Permanent Employees (%)	65.2%	77.7%	76.3%	74.2%	71.6%	N/A		
Business & Employability Employees aged 24 and under (%)	4.3%	13.7%	6.4%	9.9%	6.8%	N/A		
Business & Employability Employees aged 29 and under (%)	9.9%	22.3%	14.5%	18.8%	17.9%	N/A		
Business & Employability Employees aged 55 and over (%)	32.9%	31.4%	30.6%	31.5%	32.6%	N/A		
Business & Employability Number of Voluntary Redundancies (FTEs)	0	0	0	0	0	N/A		
Business & Employability Number of WYI Bids	0	0	0	3	1	N/A		
Business & Employability Number of WYI Programme new starts	0	0	0	2	1	N/A		
Business & Employability Employee Turnover				15.0%	14.2%	10.0%		

Objective BE Service Operations

Performance Indicator	2020/21	2021/22	2022/23	2023/24	2024/25	Target	Status	Long Trend
Jobs created and safeguarded through inward investment supported by Fife Council	50	1,539	186	673	467	300		
Percentage of participants on Fife Council employability programmes progressing into employment					15.1%	32.7%		
Percentage of participants on Fife Council employability programmes progressing to a positive destination					14.8%	50.7%		

Number of sites (part or whole) removed from Fife's Vacant & Derelict Land Register			9	13	5	N/A		
---	--	--	---	----	---	-----	---	---